

FY 2025 FINANCIAL PLAN
(In Thousand Pesos)

Annex A - BED No. 1


Department : Department of Education (DepEd)
 Agency/Entity : Office of the Secretary
 Operating Unit : Regional Office - IVA
 Organization Code (UACS) : 07 001 0300004


Particulars	UACS CODE	Current Year's Obligation				Total	Total	Budget Year Obligation Program									
		Actual 1 - September 30	Estimate October 1 - December 31	5-3+4	6-11+16			GAAAO (ANNEX A)					FOR ISSUANCE OF GARO SARO				
		3	4			7	8	9	10	Sub Total	12	13	14	15	Sub Total		
1. Budget Year / Appropriations		48,005	0	48,005	6,671,941	280,143	1,427,549	240,811	522,018	2,470,521	0	1,400,439	1,400,439	1,400,442	4,201,320		
General Administration and Support	1000000000000000	30,603	0	30,603	341,054	63,428	66,108	24,096	187,422	341,054	0	1,400,439	1,400,439	1,400,442	4,201,320		
General Management and Supervision	100000100001000	30,603	0	30,603	101,920	24,096	26,776	24,096	26,952	101,920	0	1,400,439	1,400,439	1,400,442	4,201,320		
PS		12,400	0	12,400	35,798	7,583	10,243	7,583	10,419	35,798	0	1,400,439	1,400,439	1,400,442	4,201,320		
MOOE		18,203	0	18,203	66,132	16,533	16,533	16,533	16,533	66,132	0	1,400,439	1,400,439	1,400,442	4,201,320		
Administration of Personnel Benefits	100000100002000	0	0	0	239,134	39,332	39,332	0	160,470	239,134	0	1,400,439	1,400,439	1,400,442	4,201,320		
PS		0	0	0	239,134	39,332	39,332	0	160,470	239,134	0	1,400,439	1,400,439	1,400,442	4,201,320		
Support to Operations	2000000000000000	8,035	0	8,035	81,404	19,503	21,156	19,503	21,242	81,404	0	1,400,439	1,400,439	1,400,442	4,201,320		
Planning and Management Information Systems	200000100004000	2,143	0	2,143	5,798	1,230	1,556	1,230	1,682	5,798	0	1,400,439	1,400,439	1,400,442	4,201,320		
PS		2,143	0	2,143	5,798	1,230	1,556	1,230	1,682	5,798	0	1,400,439	1,400,439	1,400,442	4,201,320		
Learner Support Programs	200000100006000	2,470	0	2,470	65,880	16,209	16,721	16,209	16,741	65,880	0	1,400,439	1,400,439	1,400,442	4,201,320		
PS		2,470	0	2,470	65,880	16,209	16,721	16,209	16,741	65,880	0	1,400,439	1,400,439	1,400,442	4,201,320		
Organizational and Professional Development for Non-Teaching Personnel	200000100011000	3,422	0	3,422	9,726	2,064	2,779	2,064	2,819	9,726	0	1,400,439	1,400,439	1,400,442	4,201,320		
PS		3,422	0	3,422	9,726	2,064	2,779	2,064	2,819	9,726	0	1,400,439	1,400,439	1,400,442	4,201,320		
Operations	3000000000000000	9,367	0	9,367	6,249,383	197,212	1,340,285	197,212	313,354	2,049,053	0	1,400,439	1,400,439	1,400,442	4,201,320		
EDUCATION POLICY DEVELOPMENT PROGRAM	3101000000000000	9,367	0	9,367	27,428	5,841	7,834	5,841	7,912	27,428	0	1,400,439	1,400,439	1,400,442	4,201,320		
Curricular programs, learning management models, standards and strategy development	310100100004000	9,367	0	9,367	27,428	5,841	7,834	5,841	7,912	27,428	0	1,400,439	1,400,439	1,400,442	4,201,320		
PS		9,367	0	9,367	27,428	5,841	7,834	5,841	7,912	27,428	0	1,400,439	1,400,439	1,400,442	4,201,320		
BASIC EDUCATION INPUTS PROGRAM	3102000000000000	0	0	0	4,201,320	0	0	0	0	4,201,320	0	1,400,439	1,400,439	1,400,442	4,201,320		
New School Personnel Positions	310200100002000	0	0	0	4,201,320	0	0	0	0	4,201,320	0	1,400,439	1,400,439	1,400,442	4,201,320		
PS		0	0	0	4,201,320	0	0	0	0	4,201,320	0	1,400,439	1,400,439	1,400,442	4,201,320		
SUPPORT TO SCHOOLS AND LEARNERS PROGRAM	3104000000000000	0	0	0	2,020,535	191,371	1,332,451	191,371	305,442	2,020,535	0	1,400,439	1,400,439	1,400,442	4,201,320		
Implementation of the Grant of Cash Allowance, Hardship Pay, and Redclassification of Positions	310400100010000	0	0	0	1,906,564	191,371	1,332,451	191,371	191,371	1,906,564	0	1,400,439	1,400,439	1,400,442	4,201,320		
PS		0	0	0	765,494	191,371	1,332,451	191,371	191,371	765,494	0	1,400,439	1,400,439	1,400,442	4,201,320		
MOOE		0	0	0	1,141,080	0	1,141,080	0	0	1,141,080	0	1,400,439	1,400,439	1,400,442	4,201,320		
World Teachers' Day Incentive Benefits	310400100013000	0	0	0	1,141,080	0	1,141,080	0	0	1,141,080	0	1,400,439	1,400,439	1,400,442	4,201,320		
PS		0	0	0	1,141,080	0	1,141,080	0	0	1,141,080	0	1,400,439	1,400,439	1,400,442	4,201,320		
II. Automatic Appropriations		1,944	0	1,944	7,938	0	0	0	0	7,938	0	1,986	1,986	1,986	7,938		
Retirement and Life Insurance Premiums	1000000000000000	1,944	0	1,944	7,938	0	0	0	0	7,938	0	1,986	1,986	1,986	7,938		
General Administration and Support	1000000000000000	806	0	806	3,254	0	0	0	0	3,254	0	813	813	813	3,254		
General Management and Supervision	100000100001000	806	0	806	3,254	0	0	0	0	3,254	0	813	813	813	3,254		
PS		806	0	806	3,254	0	0	0	0	3,254	0	813	813	813	3,254		
Support to Operations	2000000000000000	524	0	524	2,097	0	0	0	0	2,097	0	525	525	525	2,097		
Planning and Management Information Systems	200000100004000	133	0	133	532	0	0	0	0	532	0	132	132	132	532		
PS		133	0	133	532	0	0	0	0	532	0	132	132	132	532		
Learner Support Programs	200000100006000	164	0	164	656	0	0	0	0	656	0	165	165	165	656		


This report was generated using the Unified Reporting System on March 6, 2025 8:11 AM. BED Level: 04 - GAA Level As Evaluated By: DBM; Status: SUBMITTED

Department : Department of Education (DepEd)
 Agency/Entity : Office of the Secretary
 Operating Unit : Regional Office - IVA
 Organization Code (UACS) : 07 001 0300004

Particulars	UACS CODE	Current Year's Obligation						Budget Year Obligation Program									
		Actual January 1 - September 30	Estimate October 1 - December 31	Total	Total	GAAAO (ANNEX A)					FOR ISSUANCE OF GARO / SARO						
						Quarter 1	Quarter 2	Quarter 3	Quarter 4	Sub Total	Quarter 1	Quarter 2	Quarter 3	Quarter 4	Sub Total		
1	2	3	4	5=3+4	6=11+16	7	8	9	10	11=7+8+9+10	12	13	14	15	16=12+13+14+15		
PS		164	0	164	656	0	0	0	0	0	165	165	165	161	656		
Organizational and Professional Development for Non-Teaching Personnel	200000100011000	227	0	227	909	0	0	0	0	0	228	228	228	225	909		
PS		227	0	227	909	0	0	0	0	0	228	228	228	225	909		
Operations	3000000000000000	614	0	614	2,587	0	0	0	0	0	648	648	648	643	2,587		
EDUCATION POLICY DEVELOPMENT PROGRAM	3101000000000000	614	0	614	2,587	0	0	0	0	0	648	648	648	643	2,587		
Curricular programs, learning management models, standards and strategy development	310100100004000	614	0	614	2,587	0	0	0	0	0	648	648	648	643	2,587		
PS		614	0	614	2,587	0	0	0	0	0	648	648	648	643	2,587		
TOTAL Current Year Budget / Appropriations		49,949	0	49,949	6,879,779	280,143	1,427,549	240,811	522,018	2,470,521	1,986	1,402,425	1,402,425	1,402,422	4,209,258		
PS		31,746	0	31,746	5,472,567	263,610	269,936	224,278	505,485	1,263,309	1,986	1,402,425	1,402,425	1,402,422	4,209,258		
MOOE		18,203	0	18,203	1,207,212	16,533	1,157,613	16,533	16,533	1,207,212	0	0	0	0	0		
FinEx		0	0	0	0	0	0	0	0	0	0	0	0	0	0		
CO		0	0	0	0	0	0	0	0	0	0	0	0	0	0		
Recapitulation by Program		9,981	0	9,981	6,251,970	197,212	1,340,285	197,212	313,354	2,048,063	648	1,401,087	1,401,087	1,401,085	4,203,907		
EDUCATION POLICY DEVELOPMENT PROGRAM	3101000000000000	9,981	0	9,981	30,015	5,841	7,834	5,841	7,912	27,428	648	648	648	643	2,587		
BASIC EDUCATION INPUTS PROGRAM	3102000000000000	0	0	0	4,201,320	0	0	0	0	0	0	1,400,439	1,400,439	1,400,442	4,201,320		
SUPPORT TO SCHOOLS AND LEARNERS PROGRAM	3104000000000000	0	0	0	2,020,635	191,371	1,332,451	191,371	305,442	2,020,635	0	0	0	0	0		

Certified Contact: 
 LAARNI A. EVARISTO
 ADMINISTRATIVE OFFICER V

Recommending Approval By: 
 MARITES L. GLORIA
 CHIEF ADMINISTRATIVE OFFICER

Approved By: 
 ATTY. ALBERTO T. ESCOBARTE, CESO II
 REGIONAL DIRECTOR