

Republic of the Philippines
Department of Education
REGION IV-A CALABARZON



09 January 2025



Regional Memorandum
No.29 s.2025

**FIRST ADVISORY ON THE IMPLEMENTATION OF THE
SCHOOL-BASED FEEDING PROGRAM (SBFP) FY 2025**

To **Schools Division Superintendents**

1. Relative to OM-OUOPS-2024-09-10424¹, this Office, through the Education Support Services Division, hereby disseminates the First Advisory for the Implementation of the School-Based Feeding Program (SBFP) for FY 2025.
2. The attached guidelines provide updates and instructions for the SBFP implementation for FY 2025, highlighting the following:
 - a. Revised target beneficiaries for milk
 - b. Revised number of feeding days
 - c. Removal of service fee for the coordination with the National Dairy Authority (NDA) and Philippine Carabao Center (PCC)
 - d. Guidelines on the conduct of feeding during the National Learning Camp
 - e. Inclusion of brown rice in the options for Nutritious Food Products (NFPs)
 - f. Technical specifications for NFP and milk
 - g. Reiteration of the scope of work of hired Contract of Service (CoS) employees at the Regional and Schools Division Offices
3. For inquiries, please contact Dr. Eduarda M. Zapanta, Chief Education Supervisor, or Ms. Johnalen Aira S. Soberano, Nutritionist-Dietitian II of the Education Support Services Division at email address essd.calabarzon@deped.gov.ph.
4. Immediate dissemination of this Memorandum is desired.


ATTY. ALBERTO T. ESCOBARTE, CESO II

 Regional Director 

Reference code: Records-UM01-2025-3
03/ROE7


¹ First Advisory for the Implementation of the School-Based Feeding Program (SBFP) FY 2025



Address: Gate 2, Karangalan Village, Cainta, Rizal
Telephone No.: 02-8682-2114
Email Address: region4a@deped.gov.ph
Website: depedcalabarzon.ph



Certificate No. PHP QMS
22 93 0085



Republika ng Pilipinas
Department of Education



OFFICE OF THE UNDERSECRETARY FOR OPERATIONS

MEMORANDUM
OM-OUOPS-2024-09-16424

FOR : REGIONAL DIRECTORS
SCHOOLS DIVISION SUPERINTENDENTS

FROM : *Escobedo*
ATTY. REVSEE A. ESCOBEDO
Undersecretary for Operations

Galban
DR. PETER A. GALBAN
Assistant Secretary for Operations

SUBJECT : 1ST ADVISORY FOR THE IMPLEMENTATION OF THE
SCHOOL-BASED FEEDING PROGRAM (SBFP) FY 2025

DATE : December 5, 2024

This Advisory provides new instructions regarding the implementation of the School-Based Feeding Program (SBFP) for Fiscal Year (FY) 2025. The following updates and instructions are hereby issued:

1. Revised Target Beneficiaries for Milk

The target beneficiaries for milk shall cover **ONLY** all kindergarten beneficiaries and severely wasted and wasted Grades 1-3 learners. If there is still excess, include the secondary beneficiaries as stated in D.O. No. 31, s. 2021. The priority of targeting all kindergarten is to develop their milk drinking habit at their age and be provided with the nourishment needed for their maximum growth potential. Attached is the Revised Breakdown of Funds for ready reference.

2. Revised Number of Feeding days

The number of feeding days for **Hot meals/NFP** shall be **120 days** while for the **Milk** shall be **15 days**. The revision of the number of feeding days are adjusted with the universal feeding of kindergarten.

3. Removal of Service Fee for the Coordination with the National Dairy Authority (NDA) and Philippine Carabao Center (PCC)

Starting **SY 2024-2025**, the DepEd will no longer pay Service Fee to NDA and PCC as discussed and agreed upon during the meeting with NDA and PCC in the Senate of the Philippines.

4. Guidelines for the Conduct of Feeding During the National Learning Camp

a. Priority shall be given to all W/SW Kindergarten to Grade 6 Learners.



Room 101, Rizal Building, DepEd Complex, Meralco Avenue, Pasig City 1600
Telephone Nos.: (02) 8633-5313; (02) 8631-8492
Email Address: oure@deped.gov.ph | Website: www.deped.gov.ph

Doc. Ref. Code	DM-OUOPS	Rev	01
Effectivity	03 23 23	Page	1 of 2



D3783

- b. In case of excess of funds following a, beneficiaries may include all Kindergarten learners in schools with the highest number of W/SW learners based on percentage (%) of enrollment.
- c. In case of excess of funds following a, and b, beneficiaries may include all other learners who participate in the National Learning Camps.
- d. In case of excess of funds following a, b, and c, SDOs may extend the number of feeding days or do double feeding.

5. Inclusion of Brown Rice in the Options for Nutritious Food Products (NFP)

In addition to Iron-Fortified Rice (IFR), Brown Rice will be served once a week to support local rice producers (e.g. every Monday). The provision of brown rice-based NFPs, such as the Brown Rice Nutty Fruity Bar developed by DOST-FNRI and other similar products, is strongly encouraged.

Both IFR and Brown Rice are **required** to be served either as part of hot meals or as stand-alone commodities when NFPs are distributed, unless supply availability is limited, as confirmed by a market survey conducted by the SDO.

When distributed as an NFP, each pack must contain 250 grams of IFR or BR. For hot meals, 85 grams of IFR or BR per serving is required, to be cooked on-site at the school and served with an appropriate viand.

6. Technical Specifications for NFP and Milk

Attached for ready reference are the Technical Specifications for NFP and Milk for SY 2025-2026.

7. Reiteration of the Scope of Work of Hired Contract of Service (CoS) Employees at the Regional (ROs) and Schools Division Offices (SDOs)

All ROs and SDOs are reminded to adhere to the Terms of Reference (TOR) for the Hiring of COS, particularly that their tasks should be specific to the SBFP and other Nutrition and Hygiene Programs such as the Water, Sanitation, and Hygiene in Schools (WASH) and Nutrition Sensitive Programs.

For further inquiries or clarification, please contact Dr. Maria Corazon C. Dumlao, Ms. Magdalene Portia T. Cariaga, or Ms. Mei-Ling V. Duhig, BLSS-SHD, at cell phone numbers 09175620849 or 09993056058, tel. no. 8632-9935/or via email at sbfp@deped.gov.ph.

Your attention and strict adherence to this advisory is highly appreciated.



Room 101, Rizal Building, DepEd Complex, Meralco Avenue, Pasig City 1600
 Telephone Nos.: (02) 8633-5313; (02) 8631-8492
 Email Address: oure@deped.gov.ph | Website: www.deped.gov.ph

Doc. Ref. Code	DM-CUOPS	Rev	01
Effectivity	03 23 23	Page	2 of 2



DEPARTMENT OF EDUCATION
SCHOOL LEADERSHIP PERFORMANCE APPRAISAL FOR 2022-2023

Region 1	At-Risk + 30-59%	At-Risk + 60-69%	At-Risk + 70-79%	At-Risk + 80-89%	At-Risk + 90-99%	Total	At-Risk + 30-59%	At-Risk + 60-69%	At-Risk + 70-79%	At-Risk + 80-89%	At-Risk + 90-99%
Alameda County	2,852	8,966,001	2,277	763,820	9,027,410	516,125,383.00	800,000	96,625,935	800,000	1,121,704	23,250
Alameda County	1,161	1,463,000	967	18,980	1,290,800	126,191	96,625,935	126,191	4,975,191	62,202	
Alameda County	1,111	1,401,000	791	1,500	1,292,700	1,310,720	96,625,935	1,310,720	2,000,000	1,000,000	
Alameda County	6,108	18,184,000	4,296	1,261,485	17,445,640	1,000,000	96,625,935	1,000,000	1,000,000	1,000,000	
Alameda County	12,174	27,282,000	10,720	1,001,260	28,283,260	1,000,000	96,625,935	1,000,000	1,000,000	1,000,000	
Alameda County	11,159	11,661,000	7,044	4,006,310	55,013,830	1,000,000	96,625,935	1,000,000	1,000,000	1,000,000	
Alameda County	11,159	11,661,000	7,044	4,006,310	55,013,830	1,000,000	96,625,935	1,000,000	1,000,000	1,000,000	
Alameda County	41,841	124,832,000	48,836	12,000,000	136,832,000	1,000,000	96,625,935	1,000,000	1,000,000	1,000,000	
Alameda County	7,166	21,833,000	5,525	1,856,250	18,642,400	1,000,000	96,625,935	1,000,000	1,000,000	1,000,000	
Alameda County	2,679	8,017,000	4,174	712,420	8,729,420	1,000,000	96,625,935	1,000,000	1,000,000	1,000,000	
Alameda County	1,666	10,995,000	7,981	961,730	8,764,830	1,000,000	96,625,935	1,000,000	1,000,000	1,000,000	
Alameda County	318	2,764,000	755	249,150	1,001,150	1,000,000	96,625,935	1,000,000	1,000,000	1,000,000	
TOTAL	156,708	470,116,000	120,920	30,901,000	510,017,000	516,125,383.00	800,000	96,625,935	800,000	1,121,704	23,250
Region 2	109	1,164,000	141	112,510	5,278,510	800,000	1,121,704	1,121,704	1,121,704	1,121,704	1,121,704
Alameda County	28,616	65,000,000	23,545	2,111,120	54,878,880	1,000,000	96,625,935	1,000,000	1,000,000	1,000,000	1,000,000
Alameda County	4,916	14,500,000	1,796	1,064,500	12,661,000	1,000,000	96,625,935	1,000,000	1,000,000	1,000,000	1,000,000
Alameda County	81,692	112,341,000	50,241	9,919,860	127,260,860	1,000,000	96,625,935	1,000,000	1,000,000	1,000,000	1,000,000
Alameda County	11,939	35,001,000	10,611	1,500,010	19,141,810	1,000,000	96,625,935	1,000,000	1,000,000	1,000,000	1,000,000
Alameda County	4,942	14,820,000	4,230	1,516,600	16,436,600	1,000,000	96,625,935	1,000,000	1,000,000	1,000,000	1,000,000
Alameda County	1,992	11,991,000	1,470	1,115,000	11,106,000	1,000,000	96,625,935	1,000,000	1,000,000	1,000,000	1,000,000
Alameda County	6,095	17,295,000	1,490	1,115,000	11,106,000	1,000,000	96,625,935	1,000,000	1,000,000	1,000,000	1,000,000
TOTAL	101,207	309,421,000	82,796	22,209,480	232,770,480	800,000	96,625,935	800,000	96,625,935	96,625,935	96,625,935
Region 3	109	1,164,000	141	112,510	5,278,510	800,000	1,121,704	1,121,704	1,121,704	1,121,704	1,121,704
Alameda County	28,616	65,000,000	23,545	2,111,120	54,878,880	1,000,000	96,625,935	1,000,000	1,000,000	1,000,000	1,000,000
Alameda County	4,916	14,500,000	1,796	1,064,500	12,661,000	1,000,000	96,625,935	1,000,000	1,000,000	1,000,000	1,000,000
Alameda County	81,692	112,341,000	50,241	9,919,860	127,260,860	1,000,000	96,625,935	1,000,000	1,000,000	1,000,000	1,000,000
Alameda County	11,939	35,001,000	10,611	1,500,010	19,141,810	1,000,000	96,625,935	1,000,000	1,000,000	1,000,000	1,000,000
Alameda County	4,942	14,820,000	4,230	1,516,600	16,436,600	1,000,000	96,625,935	1,000,000	1,000,000	1,000,000	1,000,000
Alameda County	1,992	11,991,000	1,470	1,115,000	11,106,000	1,000,000	96,625,935	1,000,000	1,000,000	1,000,000	1,000,000
Alameda County	6,095	17,295,000	1,490	1,115,000	11,106,000	1,000,000	96,625,935	1,000,000	1,000,000	1,000,000	1,000,000
TOTAL	101,207	309,421,000	82,796	22,209,480	232,770,480	800,000	96,625,935	800,000	96,625,935	96,625,935	96,625,935
Region 4	109	1,164,000	141	112,510	5,278,510	800,000	1,121,704	1,121,704	1,121,704	1,121,704	1,121,704
Alameda County	28,616	65,000,000	23,545	2,111,120	54,878,880	1,000,000	96,625,935	1,000,000	1,000,000	1,000,000	1,000,000
Alameda County	4,916	14,500,000	1,796	1,064,500	12,661,000	1,000,000	96,625,935	1,000,000	1,000,000	1,000,000	1,000,000
Alameda County	81,692	112,341,000	50,241	9,919,860	127,260,860	1,000,000	96,625,935	1,000,000	1,000,000	1,000,000	1,000,000
Alameda County	11,939	35,001,000	10,611	1,500,010	19,141,810	1,000,000	96,625,935	1,000,000	1,000,000	1,000,000	1,000,000
Alameda County	4,942	14,820,000	4,230	1,516,600	16,436,600	1,000,000	96,625,935	1,000,000	1,000,000	1,000,000	1,000,000
Alameda County	1,992	11,991,000	1,470	1,115,000	11,106,000	1,000,000	96,625,935	1,000,000	1,000,000	1,000,000	1,000,000
Alameda County	6,095	17,295,000	1,490	1,115,000	11,106,000	1,000,000	96,625,935	1,000,000	1,000,000	1,000,000	1,000,000
TOTAL	101,207	309,421,000	82,796	22,209,480	232,770,480	800,000	96,625,935	800,000	96,625,935	96,625,935	96,625,935
Region 5	109	1,164,000	141	112,510	5,278,510	800,000	1,121,704	1,121,704	1,121,704	1,121,704	1,121,704
Alameda County	28,616	65,000,000	23,545	2,111,120	54,878,880	1,000,000	96,625,935	1,000,000	1,000,000	1,000,000	1,000,000
Alameda County	4,916	14,500,000	1,796	1,064,500	12,661,000	1,000,000	96,625,935	1,000,000	1,000,000	1,000,000	1,000,000
Alameda County	81,692	112,341,000	50,241	9,919,860	127,260,860	1,000,000	96,625,935	1,000,000	1,000,000	1,000,000	1,000,000
Alameda County	11,939	35,001,000	10,611	1,500,010	19,141,810	1,000,000	96,625,935	1,000,000	1,000,000	1,000,000	1,000,000
Alameda County	4,942	14,820,000	4,230	1,516,600	16,436,600	1,000,000	96,625,935	1,000,000	1,000,000	1,000,000	1,000,000
Alameda County	1,992	11,991,000	1,470	1,115,000	11,106,000	1,000,000	96,625,935	1,000,000	1,000,000	1,000,000	1,000,000
Alameda County	6,095	17,295,000	1,490	1,115,000	11,106,000	1,000,000	96,625,935	1,000,000	1,000,000	1,000,000	1,000,000
TOTAL	101,207	309,421,000	82,796	22,209,480	232,770,480	800,000	96,625,935	800,000	96,625,935	96,625,935	96,625,935

Table with 10 columns: City, Area, Population, Area (sq mi), Density, City, Area, Population, Area (sq mi), Density. Lists cities and their corresponding data points.

Chagres Island	4,105	12,173,000	3,319	1,074,210	13,420,200	442,926	13,451,726	218,250
Chiriqui	6,152	18,417,000	4,921	1,811,510	20,000,500	681,931	20,702,231	324,767
Chiriqui City	4,875	14,624,000	3,612	1,310,040	15,934,000	336,977	16,270,977	250,000
Chiriqui del Norte	6,624	19,972,000	6,512	2,190,820	22,162,800	907,977	23,070,777	430,767
Chiriqui del Sur	12,511	33,853,000	24,159	4,672,670	38,525,670	1,867,061	39,392,731	654,434
Chiriqui City	2,179	6,153,000	1,328	864,920	7,017,900	213,940	7,231,840	112,710
TOTAL	112,870	329,803,000	81,513	25,553,630	355,356,630	13,633,533	368,990,163	5,433,893
CHINA						600,000		
Colombian City	19,007	136,671,000	40,213	11,611,780	158,472,780	5,912,001	164,384,781	2,800,540
City of San Juan	1,618	4,904,000	1,470	439,420	6,624,420	180,124	6,804,544	17,704
San Pablo City	14,557	48,763,000	31,967	2,848,110	61,711,110	1,602,006	63,313,116	758,524
Medellin City	4,725	14,202,000	2,872	1,374,730	15,576,730	320,964	15,897,694	255,750
Medellin City	11,584	39,812,000	9,904	3,102,820	42,914,820	1,284,111	44,198,931	845,484
Medellin City	6,548	19,612,000	5,534	1,822,920	21,434,920	684,420	22,119,340	344,404
Medellin City	10,232	13,446,000	11,419	10,172,840	12,918,840	4,057,028	16,975,868	2,074,000
Medellin City	10,232	20,254,000	8,911	3,753,820	24,007,820	1,100,830	25,108,650	844,700
Medellin City	12,519	32,547,000	11,061	3,301,110	43,848,110	1,349,955	45,198,065	684,075
Medellin City	7,834	23,682,000	6,172	2,022,320	25,704,320	824,379	26,528,699	401,000
Medellin City	11,634	40,177,000	11,542	7,072,650	47,249,650	1,438,416	48,688,066	753,000
Medellin City	6,129	24,417,000	6,672	2,774,150	27,191,150	831,458	28,022,608	410,000
Medellin City	14,819	50,542,000	14,110	4,651,630	55,193,630	1,526,697	56,720,327	811,125
Medellin City	68,501	253,456,000	35,073	12,171,070	275,627,070	7,121,478	282,748,548	3,024,000
Medellin City and Province	12,674	41,322,000	24,070	2,874,020	44,196,020	1,024,117	45,220,137	1,545,500
Medellin City	14,788	41,807,000	17,052	4,151,150	45,958,150	1,530,647	47,488,797	671,072
TOTAL	209,433	729,569,000	263,613	83,772,820	1,013,341,820	34,224,111	1,047,565,931	14,261,674
CHINA						800,000		
Alca	2,113	21,512,000	2,303	1,851,660	23,363,660	726,013	24,089,673	370,432
Arauca	2,720	9,838,000	2,812	1,014,560	10,852,560	392,048	11,244,608	100,812
Barranquilla	5,740	17,229,000	5,196	1,714,620	19,943,620	623,141	20,566,761	342,000
Barranquilla	7,470	22,235,000	7,240	2,352,780	24,587,780	811,624	25,399,404	471,433
Cartago	4,110	13,020,000	4,108	1,373,640	14,393,640	424,736	14,818,376	271,123
Cartago	2,870	8,517,000	2,920	877,920	9,394,920	303,144	9,698,064	165,604
Cartago	2,379	6,517,000	2,602	914,000	7,431,000	325,425	7,756,425	184,000
Cartago	2,482	8,046,000	2,879	265,000	8,311,000	297,425	8,608,425	137,114
TOTAL	36,424	110,872,000	37,671	12,171,070	122,043,070	4,781,961	126,825,031	2,134,213
Grand Total	1,528,543	39,133,623,000	1,083,024	328,000,620	41,012,626,620	1,633,361,550	41,645,988,170	5,568,107,000



Republic of the Philippines
Department of Education

07-10424


ROUTING SLIP

This document has been encoded in the DepEd - Document Management System and routed to the appropriate office/s with the following information:

Sender: **BLSS J.Liquigan**
 Subject: **1st Advisory for the implementation of the School-Based Feeding Program (SBFP) FY 2025**
 Document Code: **CO-BLSS1-2024-12-1569**
 Date and Time Added: **2024-DEC-06 11:50:58 AM**
 Created by: **BLSS - School Health Division**



To ensure the traceability and continuity of the document, kindly update all actions taken using the same document code.

DATE (y-m-d)	FROM (Please indicate Name, Position and Office)	FOR (Please indicate Name, Position and Office)	NOTES / RECOMMENDATION / INSTRUCTION	RECEIVED BY (Please indicate Name, Office, Date and Time)
24-12-16	SHD	BLSS-OD	FOR APPROVAL	 ANNA 06 DEC 2024 3:55 pm
24-12-16	BLSS-OD	BLSS-SHD	For pullout	TCP 12/16/24 OPERATIONS - BLSS
12-10	SHD	OASOPS	FOR APPROVAL	RECEIVED By: <u>Annie</u> DEPARTMENT OF EDUCATION OFFICE OF THE UNDERSECRETARY FOR OPERATIONS RECEIVED BY: <u>Annie</u> TIME: <u>7:56</u> DOC. # <u>Annie</u>
DEC 12 2024	OASOPS-LSS	OASOPS	FOR APPROVAL	RELEASED DATE: <u>12/12/24</u> TIME: <u>9:30</u> NAME: <u>ANNA</u> GOVERNANCE AND...
	SHD		STG auto/ em!	12-16-24 9:38am

13783

Address: DepEd Complex, Meralco Ave., Pasig City
 Website: www.deped.gov.ph