

Republic of the Philippines
Department of Education
REGION IV-A CALABARZON



18 October 2024

Regional Memorandum
No. 765, s.24

**ALLOCATION OF PSF DOWNLOADING FUNDS TO SCHOOLS
DIVISION OFFICES FOR THE TRANSITION LR_s (LESSON
EXEMPLARS AND WORKSHEETS) FOR THE
IMPLEMENTATION OF THE MATATAG
CURRICULUM**

To **Schools Division Superintendents**

- In reference to the Joint Memorandum dated June 24, 2024, entitled Guidelines in the Utilization of Downloaded Program Support Funds for the Production of Transition Learning Resources (Lesson Exemplars and Worksheets) for the implementation of the MATATAG Curriculum, this Office through the Curriculum and Learning Management Division (CLMD)- Learning Resource Management Section (LRMS), is downloading the Program Support Fund (PSF) for FY 2024. This fund is allocated for the production of Transition Learning Resources for the following Grade Levels and Learning Areas:
 - Grade 1- Second Quarter and Fourth Quarter
 - Grade 4 – Second Quarter and Third Quarter (Music and Arts)
 - Grade 7 – Second Quarter (Music and Arts, Values)
- The Schools Division Offices or Schools shall manage the procurement, production, and distribution of materials based on the current number of enrollees and teachers in each school. They may adopt any applicable procurement production modality in accordance with Republic Act (RA) 9184, also known as the Government Procurement Reform Act, and its Implementing Rules and Regulations (IRR).
- The utilization of the funds herein shall be in accordance with the existing budgeting, accounting, auditing, and procurement rules and regulations.
- In case of any excess or balance from the PSF for the production and distribution of the specified LRs, the balance may be used for procurement or production, as well as delivery thereof, or other requirements, including funding of SDO or School LR-related initiatives as stated in the attached Joint Memorandum for reference and guidance.






Address: Gate 2, Karangalan Village, Cainta, Rizal
Telephone No.: 02-8682-2114
Email Address: region4a@deped.gov.ph
Website: depedcalabarzon.ph



Certificate No. PHP QMS
22 93 0085

5. Please see attached Enclosure 1 for the budget allocation per Schools Division Office.
6. For clarification and further inquiries, you may contact the CLMD-Learning Resource at (02) 8681-2114 local 420.
7. Immediate compliance and widest dissemination of this Memorandum is desired.


ATTY. ALBERTO T. ESCOBARTE, CESO II
 Regional Director 

02/ROC2

Enclosure 1

COMPUTATION FOR PROGRAM SUPPORT FUNDS FOR THE PRODUCTION OF TRANSITION OF LR (Learning Exemplars and Worksheets)

SECOND QUARTER - GRADE 1

OSEC-4A-24-6013

17,108,520.00

REGION	GRADE 1			%		ALLOCATION PER SDO
	MALE	FEMALE	TOTAL			
Antipolo City	8,171	7,404	15,575	5.93	0.06	1,014,865.82
Bacoor City	4,085	3,747	7,832	2.98	0.03	510,332.53
Batangas	14,709	13,429	28,138	10.72	0.11	1,833,469.95
Batangas City	2,513	2,343	4,856	1.85	0.02	316,416.59
Binan City	2,920	2,698	5,618	2.14	0.02	366,068.45
Cabuyao City	2,616	2,387	5,003	1.91	0.02	325,995.10
Calamba City	4,765	4,296	9,061	3.45	0.03	590,414.07
Cavite	17,874	16,672	34,546	13.16	0.13	2,251,014.74
Cavite City	857	703	1,560	0.59	0.01	101,649.48
Dasmariñas City	5,052	4,776	9,828	3.74	0.04	640,391.73
General Trias City	3,658	3,222	6,880	2.62	0.03	448,300.28
Imus City	2,996	2,815	5,811	2.21	0.02	378,644.32
Laguna	9,055	8,283	17,338	6.60	0.07	1,129,742.76
Lipa City	3,381	3,100	6,481	2.47	0.02	422,301.47
Lucena City	2,952	2,681	5,633	2.15	0.02	367,045.85
Quezon	18,752	17,193	35,945	13.69	0.14	2,342,173.47
Rizal	20,060	18,508	38,568	14.69	0.15	2,513,087.95
San Pablo City	2,611	2,353	4,964	1.89	0.02	323,453.86
San Pedro City	2,384	2,155	4,539	1.73	0.02	295,760.90
Sta. Rosa City	2,977	2,688	5,665	2.16	0.02	369,130.97
Sto. Tomas City	1,789	1,655	3,444	1.31	0.01	224,410.78
Tanauan City	1,815	1,726	3,541	1.35	0.01	230,731.29
Tayabas City	895	841	1,736	0.66	0.01	113,117.63
GRAND TOTAL	136,887	125,675	262,562	100.00		17,108,520.00

COMPUTATION FOR PROGRAM SUPPORT FUNDS FOR THE PRODUCTION OF TRANSITION OF LR (Learning Exemplars and Worksheets)
FOURTH QUARTER - GRADE 1 OSEC-4A-24-6137 **7,258,160.00**

REGION	GRADE 1		TOTAL	%		ALLOCATION PER SDO
	MALE	FEMALE				
Antipolo City	8,171	7,404	15,575	5.93	0.06	430,549.14
Bacoor City	4,085	3,747	7,832	2.98	0.03	216,504.71
Batangas	14,709	13,429	28,138	10.72	0.11	777,835.73
Batangas City	2,513	2,343	4,856	1.85	0.02	134,237.34
Binan City	2,920	2,698	5,618	2.14	0.02	155,301.77
Cabuyao City	2,616	2,387	5,003	1.91	0.02	138,300.95
Calamba City	4,765	4,296	9,061	3.45	0.03	250,478.70
Cavite	17,874	16,672	34,546	13.16	0.13	954,975.95
Cavite City	857	703	1,560	0.59	0.01	43,124.02
Dasmarinas City	5,052	4,776	9,828	3.74	0.04	271,681.34
General Trias City	3,658	3,222	6,880	2.62	0.03	190,188.00
Imus City	2,996	2,815	5,811	2.21	0.02	160,636.98
Laguna	9,055	8,283	17,338	6.60	0.07	479,284.81
Lipa City	3,381	3,100	6,481	2.47	0.02	179,158.20
Lucena City	2,952	2,681	5,633	2.15	0.02	155,716.42
Quezon	18,752	17,193	35,945	13.69	0.14	993,649.35
Rizal	20,060	18,508	38,568	14.69	0.15	1,066,158.53
San Pablo City	2,611	2,353	4,964	1.89	0.02	137,222.85
San Pedro City	2,384	2,155	4,539	1.73	0.02	125,474.32
Sta. Rosa City	2,977	2,688	5,665	2.16	0.02	156,601.02
Sto. Tomas City	1,789	1,655	3,444	1.31	0.01	95,204.57
Tanauan City	1,815	1,726	3,541	1.35	0.01	97,886.00
Tayabas City	895	841	1,736	0.66	0.01	47,989.30
GRAND TOTAL	136,887	125,675	262,562	100.00		7,258,160.00

COMPUTATION FOR PROGRAM SUPPORT FUNDS FOR THE PRODUCTION OF TRANSITION OF LR (Learning Exemplars and Worksheets)**THIRD QUARTER - GRADE 4**

OSEC-4A-24-6153

2,861,101.44**MUSIC AND ARTS**

REGION	GRADE 4			%		ALLOCATION PER SDO
	MALE	FEMALE	TOTAL			
Antipolo City	8,033	7,468	15,501	5.64	0.06	161,315.31
Bacoor City	3,998	3,794	7,792	2.83	0.03	81,089.53
Batangas	16,239	15,121	31,360	11.41	0.11	326,356.24
Batangas City	2,816	2,599	5,415	1.97	0.02	56,352.65
Binan City	2,696	2,629	5,325	1.94	0.02	55,416.04
Cabuyao City	2,526	2,655	5,181	1.88	0.02	53,917.46
Calamba City	5,087	4,644	9,731	3.54	0.04	101,268.26
Cavite	17,616	16,668	34,284	12.47	0.12	356,785.63
Cavite City	726	683	1,409	0.51	0.01	14,663.14
Dasmariñas City	5,300	4,931	10,231	3.72	0.04	106,471.64
General Trias City	3,804	3,531	7,335	2.67	0.03	76,333.64
Imus City	3,245	2,993	6,238	2.27	0.02	64,917.42
Laguna	9,714	9,121	18,835	6.85	0.07	196,011.47
Lipa City	3,653	3,399	7,052	2.57	0.03	73,388.53
Lucena City	2,744	2,628	5,372	1.95	0.02	55,905.16
Quezon	19,690	18,302	37,992	13.82	0.14	395,373.92
Rizal	21,180	19,904	41,084	14.94	0.15	427,551.65
San Pablo City	2,649	2,527	5,176	1.88	0.02	53,865.43
San Pedro City	2,362	2,134	4,496	1.64	0.02	46,788.83
Sta. Rosa City	3,107	2,856	5,963	2.17	0.02	62,055.56
Sto. Tomas City	1,849	1,724	3,573	1.30	0.01	37,183.38
Tanauan City	1,912	1,701	3,613	1.31	0.01	37,599.65
Tayabas City	1,032	937	1,969	0.72	0.01	20,490.93
GRAND TOTAL	141,978	132,949	274,927	100.00		2,861,101.44

COMPUTATION FOR PROGRAM SUPPORT FUNDS FOR THE PRODUCTION OF TRANSITION OF LR (Learning Exemplars and Worksheets)**SECOND QUARTER - GRADE 4**

OSEC-4A-24-6105

2,537,231.36**MUSIC AND ARTS**

REGION	GRADE 4					ALLOCATION PER SDO
	MALE	FEMALE	TOTAL			
Antipolo City	8,033	7,468	15,501	5.64	0.06	143,054.79
Bacoor City	3,998	3,794	7,792	2.83	0.03	71,910.39
Batangas	16,239	15,121	31,360	11.41	0.11	289,413.46
Batangas City	2,816	2,599	5,415	1.97	0.02	49,973.66
Binan City	2,696	2,629	5,325	1.94	0.02	49,143.07
Cabuyao City	2,526	2,655	5,181	1.88	0.02	47,814.13
Calamba City	5,087	4,644	9,731	3.54	0.04	89,804.92
Cavite	17,616	16,668	34,284	12.47	0.12	316,398.32
Cavite City	726	683	1,409	0.51	0.01	13,003.30
Dasmariñas City	5,300	4,931	10,231	3.72	0.04	94,419.30
General Trias City	3,804	3,531	7,335	2.67	0.03	67,692.85
Imus City	3,245	2,993	6,238	2.27	0.02	57,568.92
Laguna	9,714	9,121	18,835	6.85	0.07	173,823.42
Lipa City	3,653	3,399	7,052	2.57	0.03	65,081.11
Lucena City	2,744	2,628	5,372	1.95	0.02	49,576.82
Quezon	19,690	18,302	37,992	13.82	0.14	350,618.51
Rizal	21,180	19,904	41,084	14.94	0.15	379,153.79
San Pablo City	2,649	2,527	5,176	1.88	0.02	47,767.99
San Pedro City	2,362	2,134	4,496	1.64	0.02	41,492.44
Sta. Rosa City	3,107	2,856	5,963	2.17	0.02	55,031.01
Sto. Tomas City	1,849	1,724	3,573	1.30	0.01	32,974.31
Tanauan City	1,912	1,701	3,613	1.31	0.01	33,343.46
Tayabas City	1,032	937	1,969	0.72	0.01	18,171.40
GRAND TOTAL	141,978	132,949	274,927			2,537,231.36

COMPUTATION FOR PROGRAM SUPPORT FUNDS FOR THE PRODUCTION OF TRANSITION OF LR (Learning Exemplars and Worksheets)

THIRD QUARTER - GRADE 7

OSEC-4A-24-6169

2,977,351.68

MUSIC AND ARTS AND VALUES EDUCATION


REGION	GRADE 7			%		ALLOCATION PER SDO
	MALE	FEMALE	TOTAL			
Antipolo City	7,652	7,200	14,852	5.73	0.06	170,574.75
Bacoor City	3,662	3,454	7,116	2.74	0.03	81,727.03
Batangas	14,246	13,569	27,815	10.73	0.11	319,454.39
Batangas City	2,723	2,562	5,285	2.04	0.02	60,698.06
Binan City	2,836	2,845	5,681	2.19	0.02	65,246.10
Cabuyao City	3,082	2,725	5,807	2.24	0.02	66,693.21
Calamba City	4,477	4,122	8,599	3.32	0.03	98,759.24
Cavite	17,807	16,294	34,101	13.15	0.13	391,648.90
Cavite City	719	749	1,468	0.57	0.01	16,859.93
Dasmariñas City	5,139	4,926	10,065	3.88	0.04	115,596.21
General Trias City	3,375	3,159	6,534	2.52	0.03	75,042.78
Imus City	3,399	3,147	6,546	2.53	0.03	75,180.60
Laguna	9,204	8,731	17,935	6.92	0.07	205,982.91
Lipa City	3,317	2,965	6,282	2.42	0.02	72,148.57
Lucena City	1,684	1,612	3,296	1.27	0.01	37,854.46
Quezon	18,284	17,503	35,787	13.80	0.14	411,012.56
Rizal	19,772	18,724	38,496	14.85	0.15	442,125.34
San Pablo City	2,425	2,431	4,856	1.87	0.02	55,771.01
San Pedro City	2,507	2,305	4,812	1.86	0.02	55,265.67
Sta. Rosa City	2,816	2,682	5,498	2.12	0.02	63,144.36
Sto. Tomas City	1,529	1,393	2,922	1.13	0.01	33,559.08
Tanauan City	1,899	1,839	3,738	1.44	0.01	42,930.81
Tayabas City	889	859	1,748	0.67	0.01	20,075.72
GRAND TOTAL	133,443	125,796	259,239			2,977,351.68

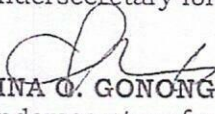


Republic of the Philippines
Department of Education

JOINT MEMORANDUM

TO : REGIONAL DIRECTORS

FROM : 
ANNALYN M. SEVILLA
Undersecretary for Finance


GINA O. GONONG
Undersecretary for Curriculum and Teaching

SUBJECT : ^{June 18, 2024} **GUIDELINES IN THE UTILIZATION OF DOWNLOADED PROGRAM SUPPORT FUNDS FOR THE PRODUCTION OF TRANSITION LEARNING RESOURCES (LEARNING EXEMPLARS AND WORKSHEETS) FOR THE IMPLEMENTATION OF THE MATATAG CURRICULUM**

DATE : June 24, 2024

1. This memorandum is issued to establish the guidelines on the release and utilization of the downloaded Program Support Funds (PSF) for the provision of transition learning resources (LRs) to the regional offices (ROs) for the production and distribution of LR for the Phase 1 Implementation of MATATAG Curriculum.
2. A total budget amounting to **One Billion Three Hundred Two Million Eight Hundred Eighteen Thousand Three Hundred Eight and 80/100 Pesos (P1,302,818,308.80)** under FY 2024 (R.A. No. 11975) Basic Education Curriculum (BEC) Fund primarily for the production and delivery of transition LR (Learning Exemplars and Worksheets) for teachers and learners of the School Year (SY) 2024-2025. These LEs and WSs shall serve as learning resources (LRs) for Grades 1, 4, and 7, together with existing or new TXs to be delivered in schools.
3. The Program Support Fund (PSF) shall be downloaded to the selected ROs and may be further downloaded to Schools Division Offices (SDOs) or schools.
4. The ROs, SDOs, or schools shall facilitate the procurement production and distribution of materials based on the present number of enrollees and teachers per SDO. The said materials shall be delivered to public elementary schools.
5. The ROs, SDOs, or schools may conduct any applicable procurement production modality pursuant to Republic Act (RA) No. 9184 or the *Government Procurement Reform Act*, and its Implementing Rules and Regulations.

6. The utilization of the funds herein shall be in accordance with the existing budgeting, accounting, auditing, and procurement rules and regulations.
7. In case of any excess or balance from the PSF for the production and distribution of the specified LRs, the balance may be used for procurement or production, as well as delivery thereof, of other requirements, including funding of RO or SDO LR-related initiatives.
8. All downloadable funds under the 2024 BEC Fund must be obligated and disbursed on or before **December 31, 2025**. The ROs or SDOs, as the case may be, shall ensure the obligation and disbursement of these funds are in accordance with the Cash-Based Budgeting System and consistent with the General Provision of the FY 2024 GAA (R.A. 11975).
9. The SOEs shall be submitted to BLR-LRPD via email: blr.lrpdp@deped.gov.ph on the 30th day of every month following the month the fund has been downloaded to the region and the subsequent months until the said fund has been fully utilized.
10. Attached are **Annex A** (Budget Allocation per region), **Annex B** (Detailed Allocation List), and **Annex C** (Template for SOE). BLR shall also share the link for the LEs and WS to Regional Offices LR Supervisors
11. The minimum technical specifications to be followed and adopted in the production of LEs and WSs is attached as **Annex D**. This is without prejudice to other specifications that may hereinafter be issued to the Office of the Undersecretary for Curriculum and Teaching (OUCT).
12. BLR shall continuously gather feedback on how the downloaded funds are utilized, and any challenges in the procurement of the said LRs.
13. For your guidance and strict compliance.

AS 2/14

Copy-furnished:

ATTY. REVSEE A. ESCOBEDO
Undersecretary for Operations