



Republic of the Philippines
Department of Education
REGION IV-A CALABARZON



30 June 2023

Regional Memorandum
No.372 s.2023

**SUBMISSION OF THE REQUEST FOR THE INFORMATION
OF MEMBERS OF THE CHILD PROTECTION
COMMITTEES IN SCHOOLS**

To **Schools Division Superintendents**

1. In reference to the attached Memorandum of the Department of Education OUOPS 07-5657 s. 2023¹, this Office, through the Education Support Services Division, requests for the list of the focal person for the member of the Child Protection Committees in Schools and the accomplishment of the CFC Profiling Form through the Google link: <https://tinyurl.com/2023CPCProfilingForm> on or before July 21, 2023.
2. Kindly see the attachment for your reference.
3. Immediate dissemination of this Memorandum is desired.


ATTY. ALBERTO T. ESCOBARTE, CESO II
Regional Director

03/ROE1

¹ Request for the Information of Members of the Child Protection Committees in School



Address: Gate 2, Karangalan Village, Cainta, Rizal
Telephone Nos.: 02-8682-5773/8684-4914/8647-7487
Email Address: region4a@deped.gov.ph
Website: depedcalabarzon.ph



Certificate No. PHP QMS
22 93 0085





Republic of the Philippines
Department of Education

OFFICE OF THE UNDERSECRETARY FOR OPERATIONS

MEMORANDUM

OUOPS 2023-09-167

TO : BARM, MINISTER OF BASIC, HIGHER & TECHNICAL
EDUCATION
REGIONAL DIRECTORS
SCHOOLS DIVISION OFFICES
ALL PUBLIC AND PRIVATE ELEMENTARY AND SECONDARY
SCHOOLS

FROM : 
ATTY. REVSEE A. ESCOBEDO
Undersecretary for Operations 

SUBJECT : REQUEST FOR THE INFORMATION OF MEMBERS OF THE
CHILD PROTECTION COMMITTEES IN SCHOOLS

DATE : June 13, 2023

The DepEd Learner Rights and Protection Office is mandated to lead in the planning, implementing, coordinating, monitoring and evaluation of programs, projects, and activities related to learner rights and protection in schools and at all governance levels of the Department, pursuant to DepEd Order No. 003, s. 2021¹.

Correspondingly, under DO No. 003, the Education Support Services Division at the Regional Level,² the Schools Governance and Operations Division at the Schools Division Office Level,³ and the Child Protection Committees (CPCs) at the School Level⁴ are the coordinating arms of the LRPO for the planning, implementation, monitoring and evaluation, reporting, and coordination of learner rights and protection concerns.

Further, in accordance with DepEd Order No. 40, s. 2012, or the "DepEd Child Protection Policy," **all public and private elementary and secondary schools shall establish a Child Protection Committee,**⁵ which shall be composed of the following, viz:

¹ DepEd Order No. 003, s. 2021, "Creation of the Child Rights in Education Desk and the Child Protection Unit of the Department of Education," January 15, 2021.

² Paragraph 16, *Ibid.*

³ Paragraph 17, *Ibid.*

⁴ Paragraph 18, *Ibid.*

⁵ Section 10, DepEd Order No. 40, s. 2012.

1. School Head/Administrator- Chairperson;
2. Guidance Counselor/Teacher- Vice Chairperson;
3. Representative of the Teachers as designated by the Faculty Club;
4. Representative of the Parents as designated by the Parents-Teachers Association;
5. Representative of pupils, students and learners as designated by the Supreme Student Council; and
6. Representative from the Community as designated by the *Punong Barangay*, preferably a member of the *Barangay Council* for the Protection of Children (BCPC).


Furthermore, LRPO has a separate unit, the Child Protection Committee (CPC) Functionality Support Unit, that takes charge of the assessment of the functionality of child protection committees (CPCs), learner rights and protection concern data, and monitoring and evaluation of CPCs.

In view of the foregoing, may we request **the list of the focal persons for the members of the Child Protection Committees in Schools and the accomplishment of the CPC Profiling Form (Enclosure 1)** through the Google link: <https://tinyurl.com/2023CPCProfilingForm> or through the QR code below. The given link must be filled out by the Chairperson or Vice Chairperson to avoid duplicate entries in similar school.

The requested information will be utilized by the LRPO for the reinforcement of DO 40 s. 2012 in relation to the mandatory establishment of the functional CPCs in schools, as well as for the development of a monitoring tool to determine the functionality of the said CPCs. Please see the **Data Submission Update (Enclosure 2)** for the summary of 2022 CPC Training Needs Survey.

Kindly submit the said form on or before **July 21, 2023**.

For your immediate compliance.



ENCLOSURE 1:**CHILD PROTECTION COMMITTEE (CPC) PROFILING FORM****I. Profile Information**

DIRECTION: Fill in all applicable white spaces.

Region			
Division			
BEIS School ID			
Name of School			
	Name	Contact Number	Email Address
Focal Person for Education Support Services Division (ESSD)			
Focal Person for Schools Governance and Operations Division (SGOD)			
School Head/Administrator-Chairperson			
Guidance Counselor/Teacher-Vice Chairperson			
Representative of the Teachers			
Representative of the Parents			
Representative of pupils, students and learners			
Representative from the Community			

II. Skill-Building Needs

DIRECTION: Please indicate your skill-building needs in the context of the establishment of your child protection committee (CPC) on a scale of 1-5 (1 - least preferred, 5 - most preferred)

A. Topics

Topic	1	2	3	4	5
I. DepEd Policies and Programs on Child Protection					
a. The Child Protection Policy					
b. Implementing Rules and Regulations (IRR) of Republic Act No. 10627, otherwise known as the Anti-Bullying Act of 2013					
c. Guidelines on Children-at-Risk (CAR) and Children in Conflict with the Law (CICL)					
d. Protection of Children in Armed Conflict					
e. Guidelines on Child Online Protection: Child Safeguarding for Information and Communication Technology and Social Media					
II. The Child Protection Committee					
a. Composition					
b. Functions					
III. Handling Child Protection Concerns					
a. Bullying and Cyberbullying					
b. Child Sexual Abuse					
c. Child Online Protection Concerns					
d. Misinformation and Disinformation online					
e. Corporal Punishment					
f. Children at Risk					
g. Children in Conflict with the Law					
h. Child Labor					
i. Trafficking of Children					
j. Early Childhood Marriage					
k. Children with Special Needs (learning disabilities)					
l. Children with Disabilities (physical, etc.)					

m. Children in Armed Conflict Situations					
n. Children in IP Communities					
o. Early Pregnancy and Children					
p. Suicide case					
IV. Case Management					
V. Positive Discipline					
VI. OTHER TOPICS:					
a.					
b.					
c.					

B. Skills Expectation

1. What skills have you developed relative to child protection concerns?
(Provide information of the modules, workshops, courses, professional experience that enable you to develop these skills.)
[e. g. interpersonal skills, communication skills]

Cite "**None**" if there is none.

2. What skills or training does your CPC need to develop and/or acquire to become a functional and effective CPC? List them down.

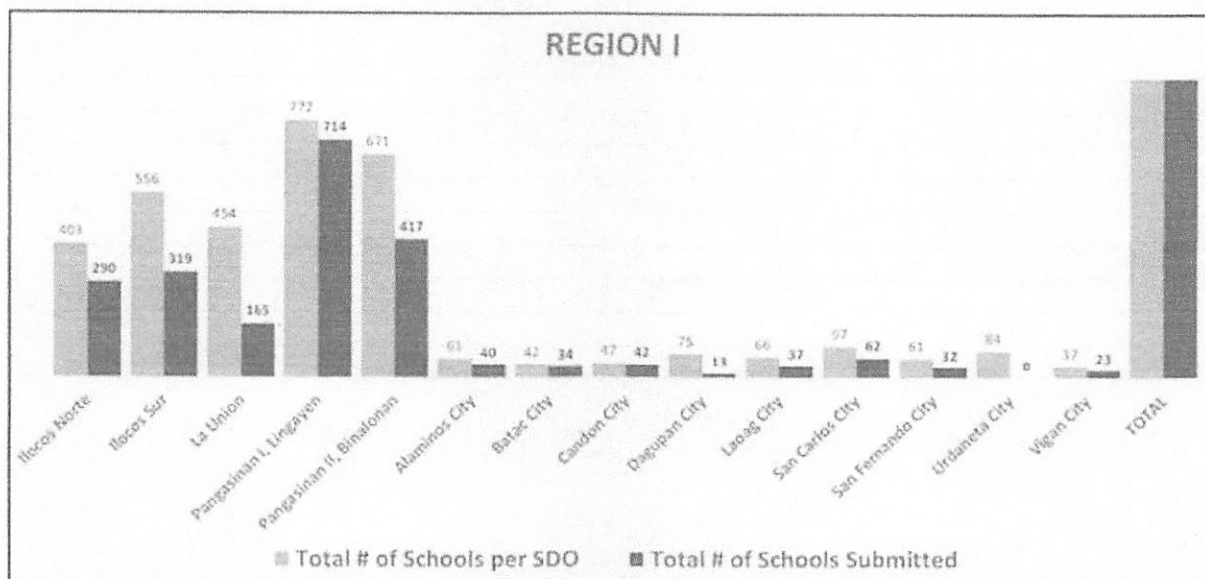
ENCLOSURE 2:

DATA SUBMISSION UPDATE (PER REGION WITH SUBMISSIONS FROM SDOs)

(As of June 15, 2022)

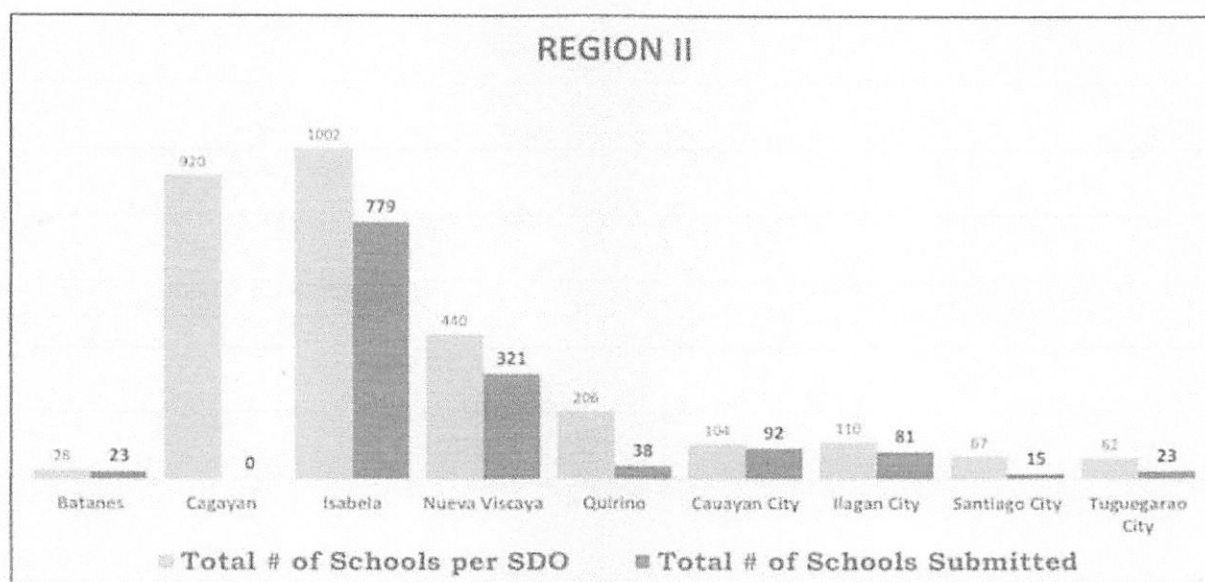
REGION I – ILOCOS REGION

SDO	Total # of Schools per SDO	Total # of Schools Submitted	Percentage of School Submitted
Ilocos Norte	403	290	72%
Ilocos Sur	556	319	57%
La Union	454	165	36%
Pangasinan I, Lingayen	772	714	92%
Pangasinan II, Binalonan	671	417	62%
Alaminos City	61	40	66%
Batac City	42	34	81%
Candon City	47	42	89%
Dagupan City	75	13	17%
Laoag City	66	37	56%
San Carlos City	97	62	64%
San Fernando City	61	32	52%
Urdaneta City	84	0	0%
Vigan City	37	23	62%
TOTAL	3426	2188	64%



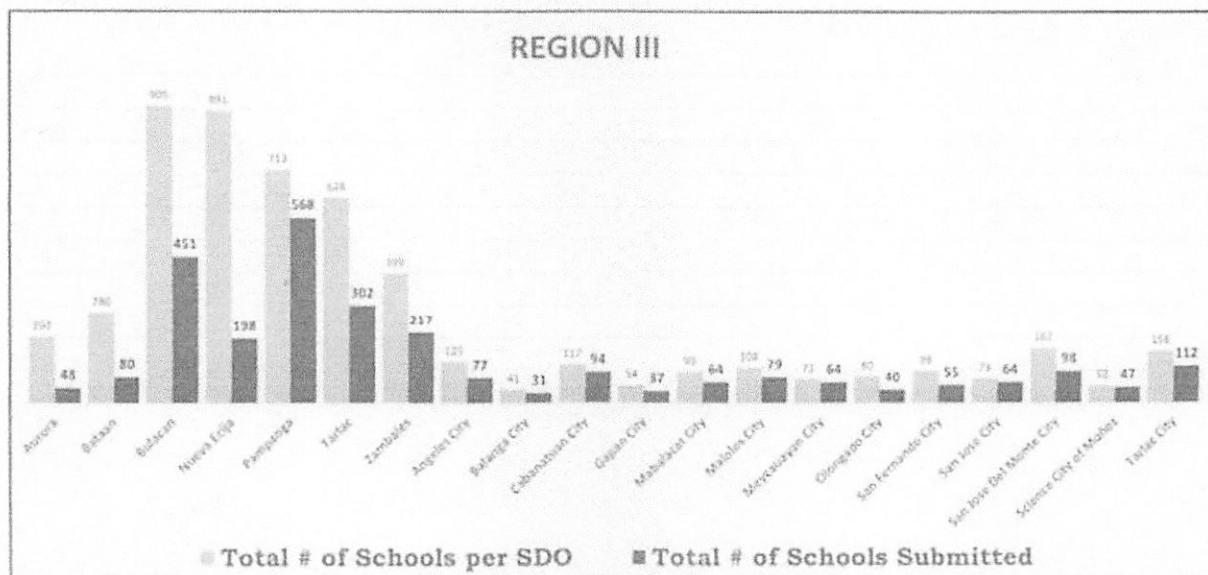
REGION II – CAGAYAN VALLEY

SDO	Total # of Schools per SDO	Total # of Schools Submitted	Percentage of School Submitted
Batanes	28	23	82%
Cagayan	920	0	0%
Isabela	1002	779	78%
Nueva Viscaya	440	321	73%
Quirino	206	38	18%
Cauayan City	104	92	88%
Ilagan City	110	81	74%
Santiago City	67	15	22%
Tuguegarao City	62	23	37%
TOTAL	2939	1372	47%



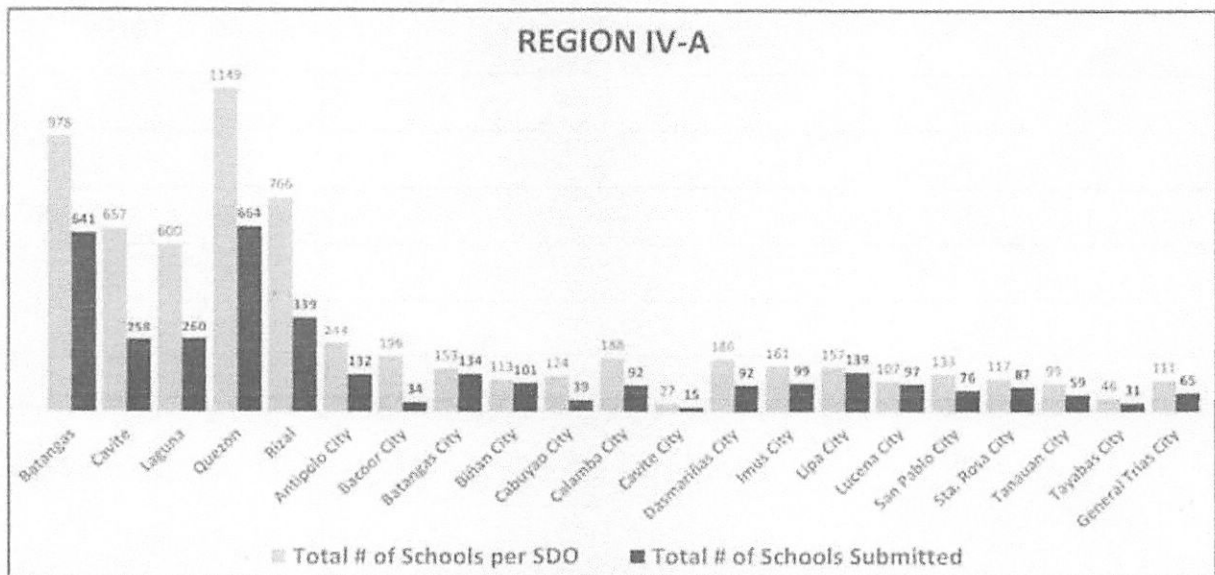
REGION III – CENTRAL LUZON

SDO	Total # of Schools per SDO	Total # of Schools Submitted	Percentage of School Submitted
Aurora	203	48	24%
Bataan	280	80	29%
Bulacan	905	451	50%
Nueva Ecija	891	198	22%
Pampanga	713	568	80%
Tarlac	628	302	48%
Zambales	399	217	54%
Angeles City	125	77	62%
Balanga City	41	31	76%
Cabanatuan City	117	94	80%
Gapan City	54	37	69%
Mabalacat City	95	64	67%
Malolos City	108	79	73%
Meycauayan City	72	64	89%
Olongapo City	80	40	50%
San Fernando City	98	55	56%
San Jose City	74	64	86%
San Jose Del Monte City	167	98	59%
Science City of Muñoz	52	47	90%
Tarlac City	156	112	72%
TOTAL	5258	2726	52%



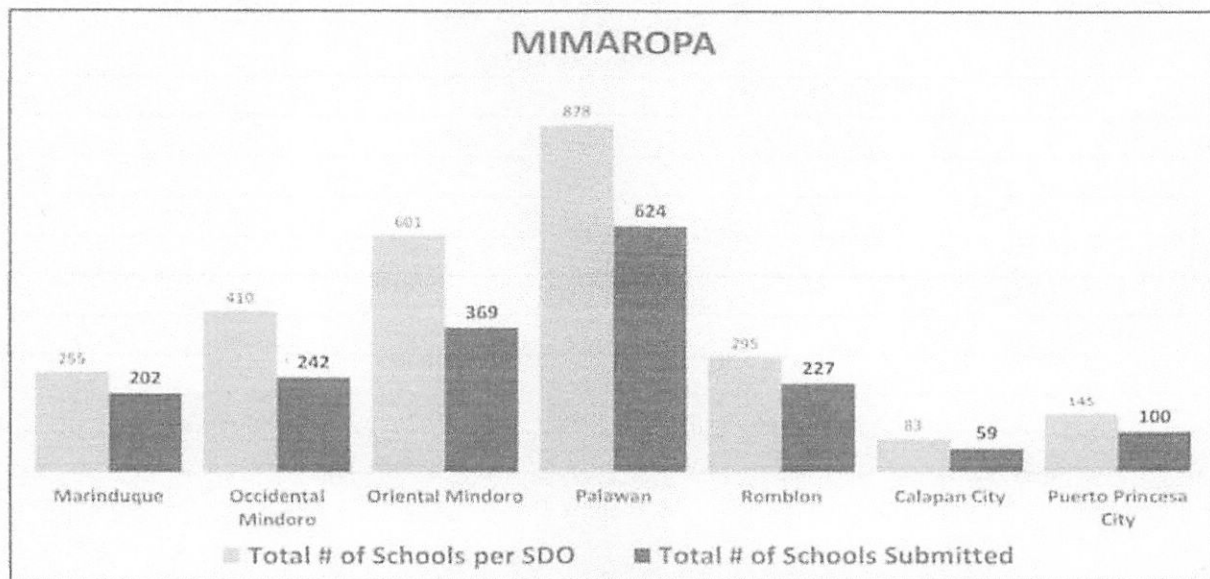
REGION IV-A CALABARZON

SDO	Total # of Schools per SDO	Total # of Schools Submitted	Percentage of School Submitted
Batangas	978	641	66%
Cavite	657	258	39%
Laguna	600	260	43%
Quezon	1149	664	58%
Rizal	766	339	44%
Antipolo City	244	132	54%
Bacoor City	196	34	17%
Batangas City	153	134	88%
Biñan City	113	101	89%
Cabuyao City	124	39	31%
Calamba City	188	92	49%
Cavite City	27	15	56%
Dasmariñas City	186	92	49%
Imus City	161	99	61%
Lipa City	157	139	89%
Lucena City	107	97	91%
San Pablo City	133	76	57%
Sta. Rosa City	117	87	74%
Tanauan City	99	59	60%
Tayabas City	46	31	67%
General Trias City	111	65	59%
TOTAL	6312	3454	55%



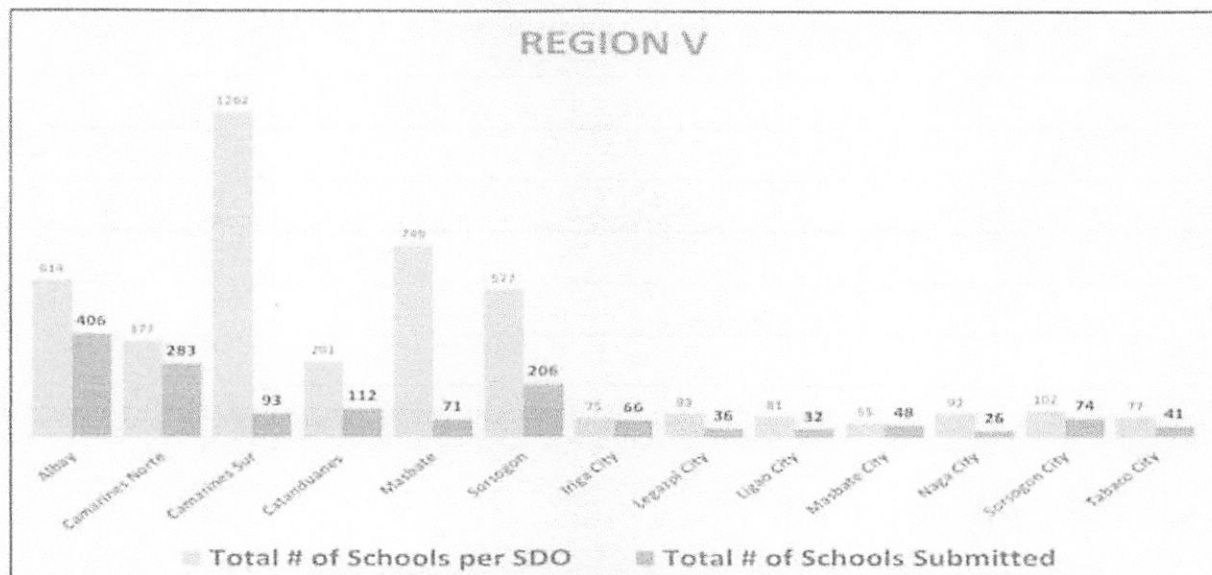
REGION IV-B MIMAROPA

SDO	Total # of Schools per SDO	Total # of Schools Submitted	Percentage of School Submitted
Marinduque	255	202	79%
Occidental Mindoro	410	242	59%
Oriental Mindoro	601	369	61%
Palawan	878	624	71%
Romblon	295	227	77%
Calapan City	83	59	71%
Puerto Princesa City	145	100	69%
TOTAL	2667	1823	68%



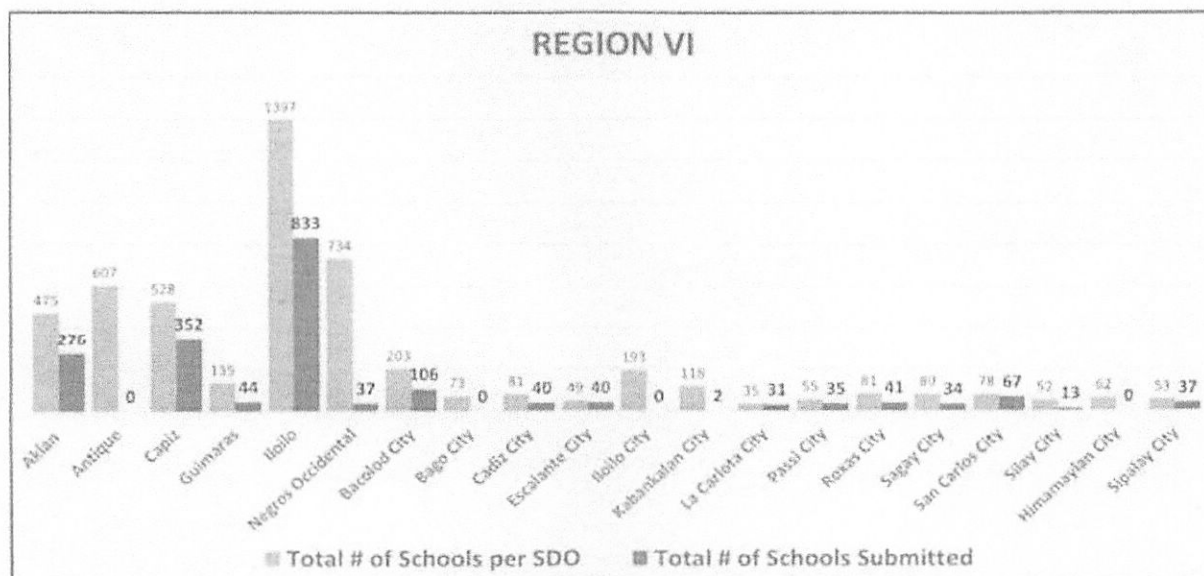
REGION V - BICOL REGION

SDO	Total # of Schools per SDO	Total # of Schools Submitted	Percentage of School Submitted
Albay	614	406	66%
Camarines Norte	377	283	75%
Camarines Sur	1262	93	7%
Catanduanes	291	112	38%
Masbate	749	71	9%
Sorsogon	577	206	36%
Iriga City	75	66	88%
Legazpi City	93	36	39%
Ligao City	81	32	40%
Masbate City	55	48	87%
Naga City	92	26	28%
Sorsogon City	102	74	73%
Tabaco City	77	41	53%
TOTAL	4445	1494	34%



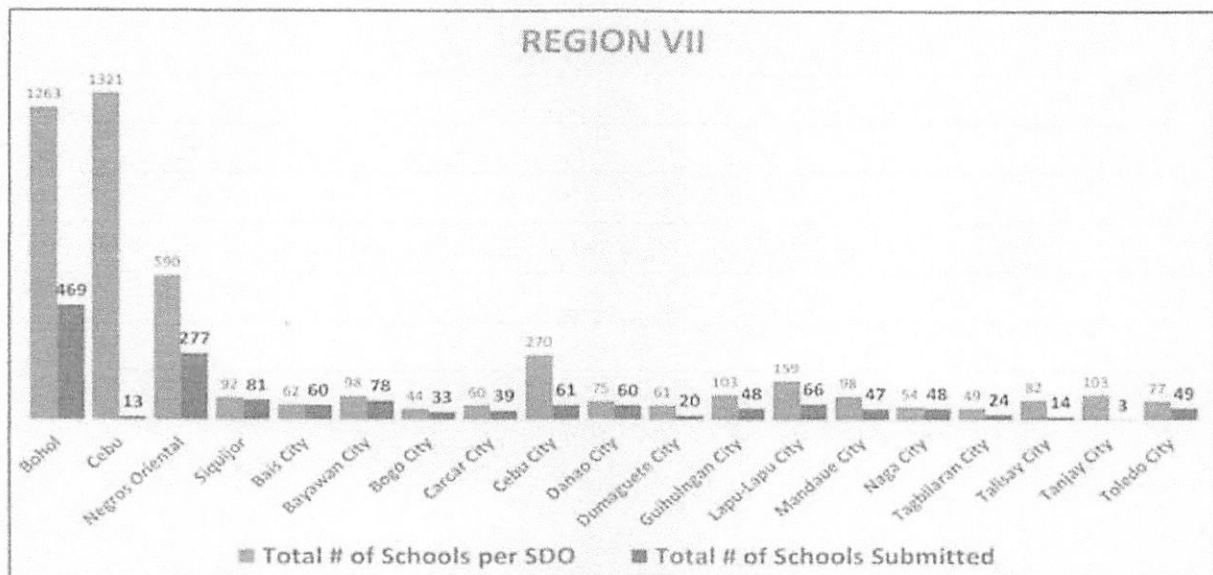
REGION VI - WESTERN VISAYAS

SDO	Total # of Schools per SDO	Total # of Schools Submitted	Percentage of School Submitted
Aklan	475	276	58%
Antique	607	0	0%
Capiz	528	352	67%
Guimaras	135	44	33%
Iloilo	1397	833	60%
Negros Occidental	734	37	5%
Bacolod City	203	106	52%
Bago City	73	0	0%
Cadiz City	81	40	49%
Escalante City	49	40	82%
Iloilo City	193	0	0%
Kabankalan City	118	2	2%
La Carlota City	35	31	89%
Passi City	55	35	64%
Roxas City	81	41	51%
Sagay City	80	34	43%
San Carlos City	78	67	86%
Silay City	52	13	25%
Himamaylan City	62	0	0%
Sipalay City	53	37	70%
TOTAL	5089	1988	39%



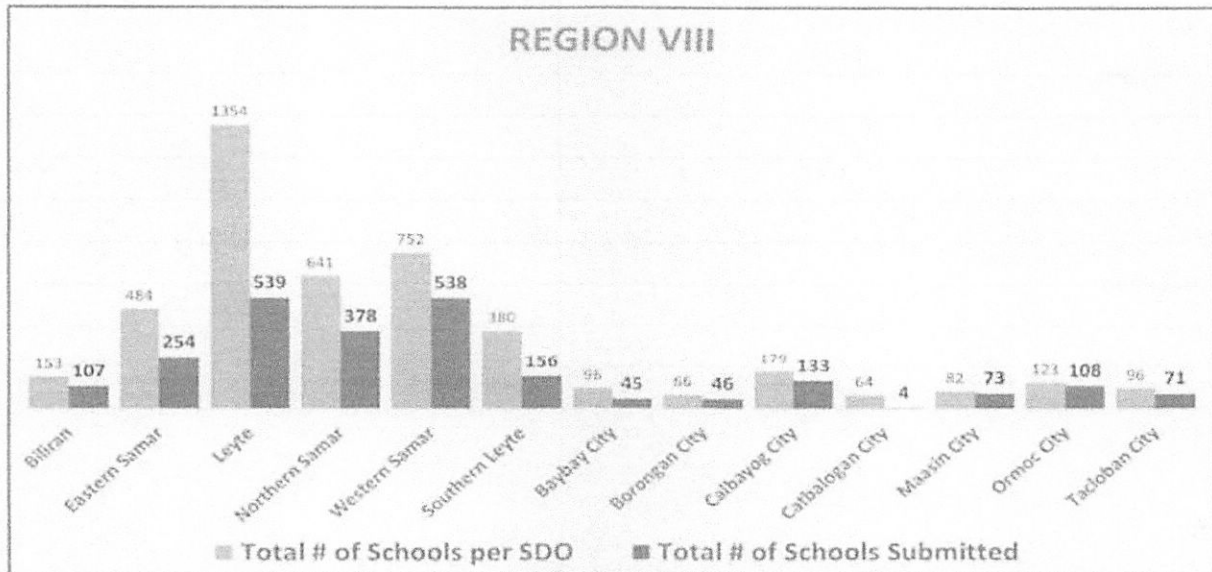
REGION VII – CENTRAL VISAYAS

SDO	Total # of Schools per SDO	Total # of Schools Submitted	Percentage of School Submitted
Bohol	1263	469	37%
Cebu	1321	13	1%
Negros Oriental	590	277	47%
Siquijor	92	81	88%
Bais City	62	60	97%
Bayawan City	98	78	80%
Bogo City	44	33	75%
Carcar City	60	39	65%
Cebu City	270	61	23%
Danao City	75	60	80%
Dumaguete City	61	20	33%
Guihulngan City	103	48	47%
Lapu-Lapu City	159	66	42%
Mandaue City	98	47	48%
Naga City	54	48	89%
Tagbilaran City	49	24	49%
Talisay City	82	14	17%
Tanjay City	103	3	3%
Toledo City	77	49	64%
TOTAL	4661	1490	32%



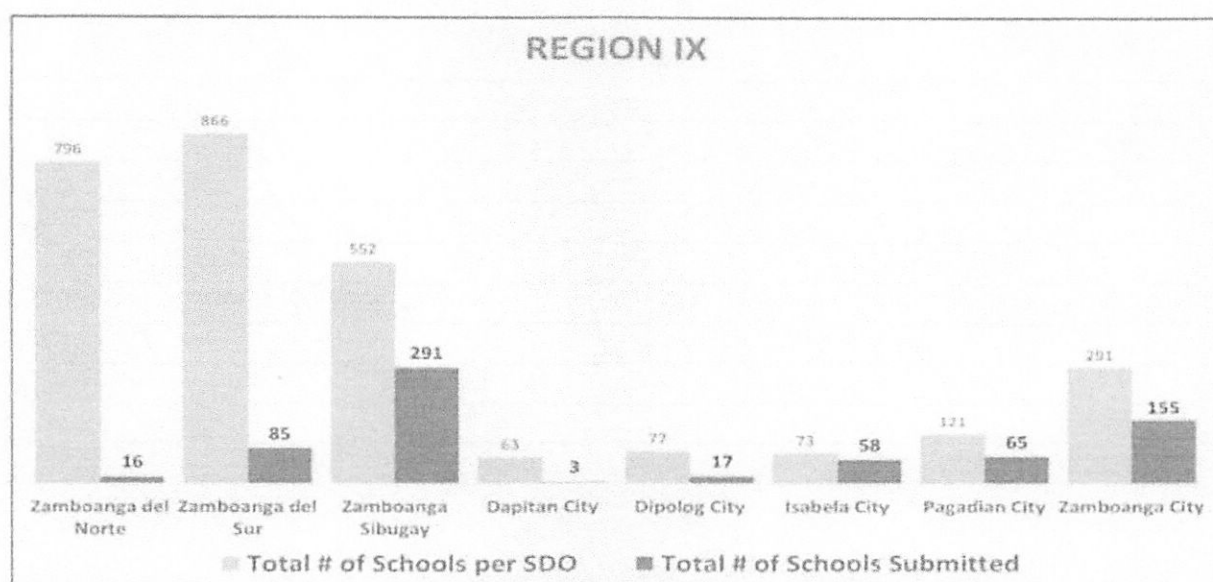
REGION VIII – EASTERN VISAYAS

SDO	Total # of Schools per SDO	Total # of Schools Submitted	Percentage of School Submitted
Biliran	153	107	70%
Eastern Samar	484	254	52%
Leyte	1354	539	40%
Northern Samar	641	378	59%
Western Samar	752	538	72%
Southern Leyte	380	156	41%
Baybay City	96	45	47%
Borongan City	66	46	70%
Calbayog City	179	133	74%
Catbalogan City	64	4	6%
Maasin City	82	73	89%
Ormoc City	123	108	88%
Tacloban City	96	71	74%
TOTAL	4470	2452	55%



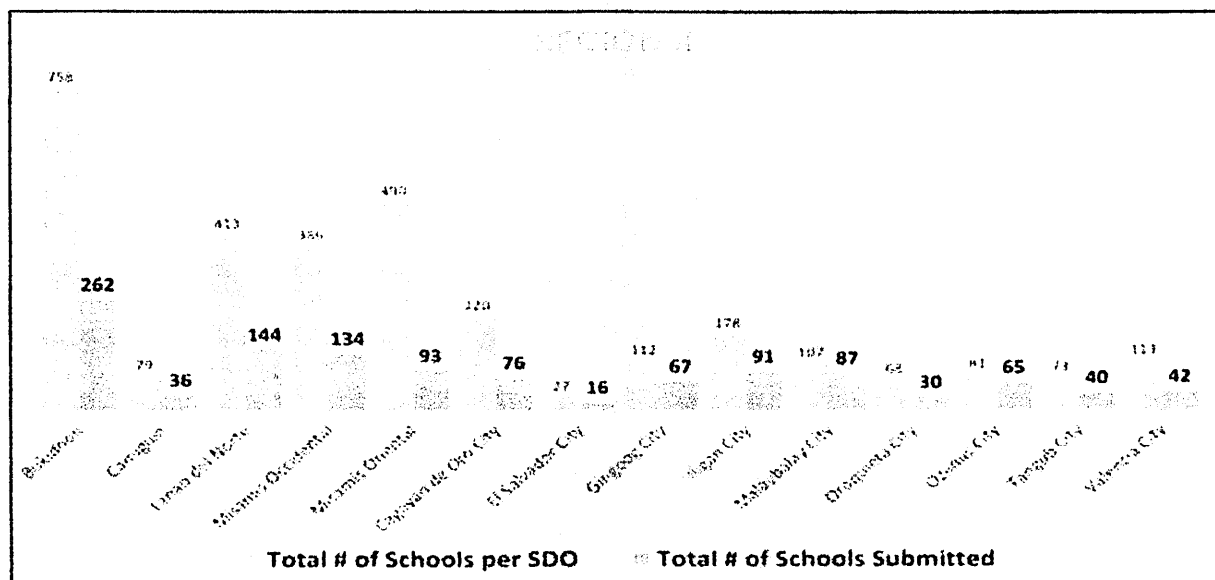
REGION IX – ZAMBOANGA PENINSULA

SDO	Total # of Schools per SDO	Total # of Schools Submitted	Percentage of School Submitted
Zamboanga del Norte	796	16	2%
Zamboanga del Sur	866	85	10%
Zamboanga Sibugay	552	291	53%
Dapitan City	63	3	5%
Dipolog City	77	17	22%
Isabela City	73	58	79%
Pagadian City	121	65	54%
Zamboanga City	291	155	53%
TOTAL	2839	690	24%



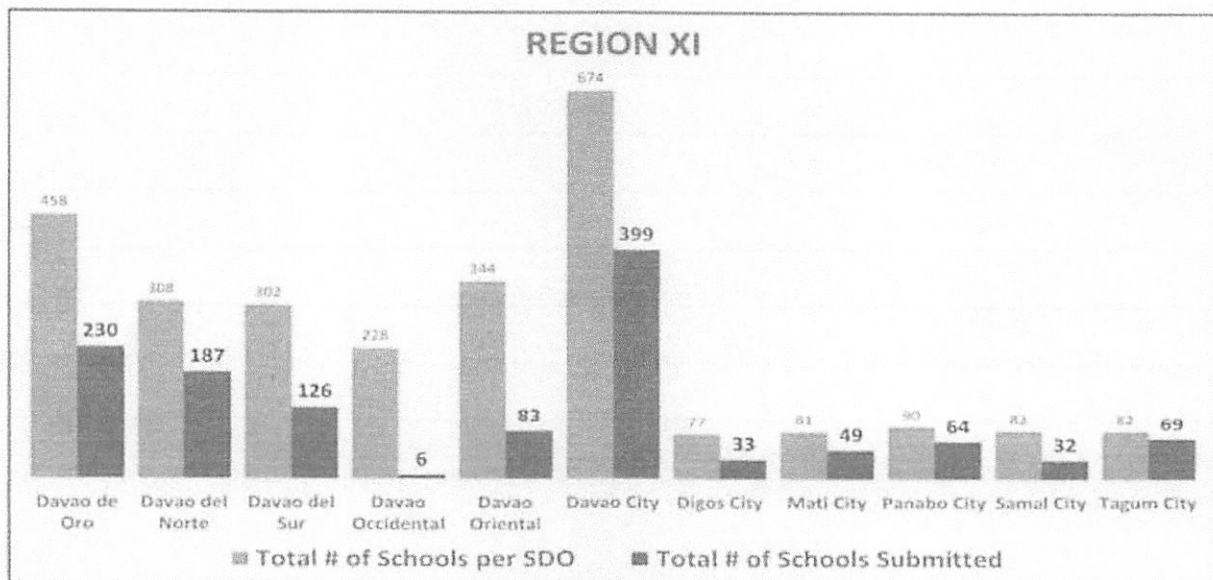
REGION X - NORTHERN MINDANAO

Bukidnon	758	262	35%
Camiguin	79	36	46%
Lanao del Norte	413	144	35%
Misamis Occidental	386	134	35%
Misamis Oriental	490	93	19%
Cagayan de Oro City	220	76	35%
El Salvador City	27	16	59%
Gingoog City	112	67	60%
Iligan City	178	91	51%
Malaybalay City	107	87	81%
Oroquieta City	68	30	44%
Ozamis City	81	65	80%
Tangub City	73	40	55%
Valencia City	113	42	37%
TOTAL	3105	1183	38%



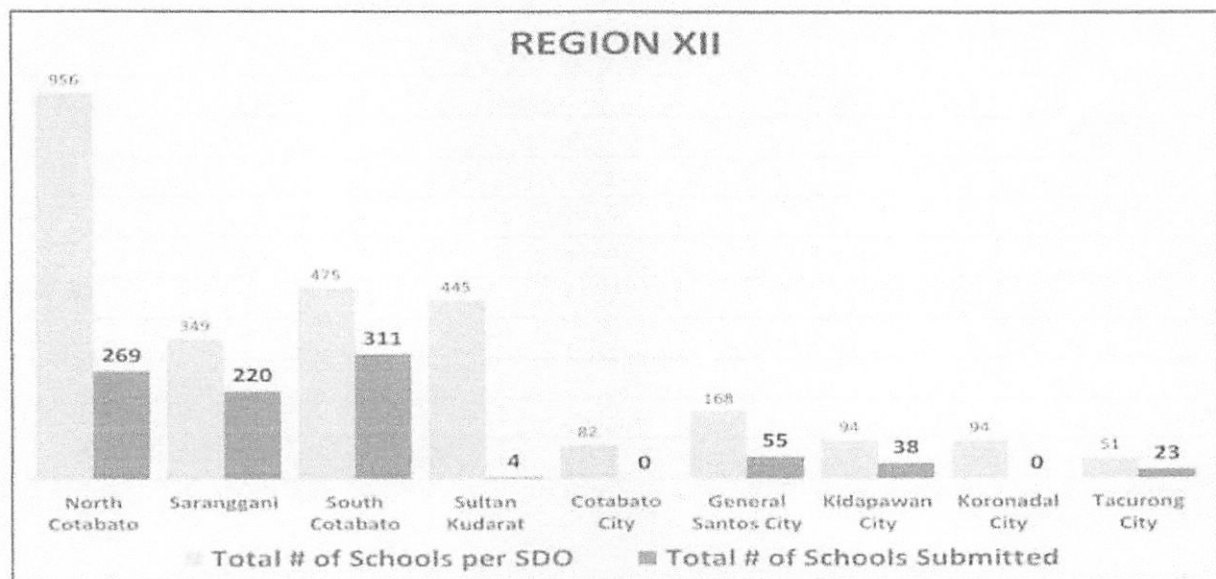
REGION XI – DAVAO REGION

SDO	Total # of Schools per SDO	Total # of Schools Submitted	Percentage of School Submitted
Davao de Oro	458	230	50%
Davao del Norte	308	187	61%
Davao del Sur	302	126	42%
Davao Occidental	228	6	3%
Davao Oriental	344	83	24%
Davao City	674	399	59%
Digos City	77	33	43%
Mati City	81	49	60%
Panabo City	90	64	71%
Samal City	83	32	39%
Tagum City	82	69	84%
TOTAL	2727	1278	47%



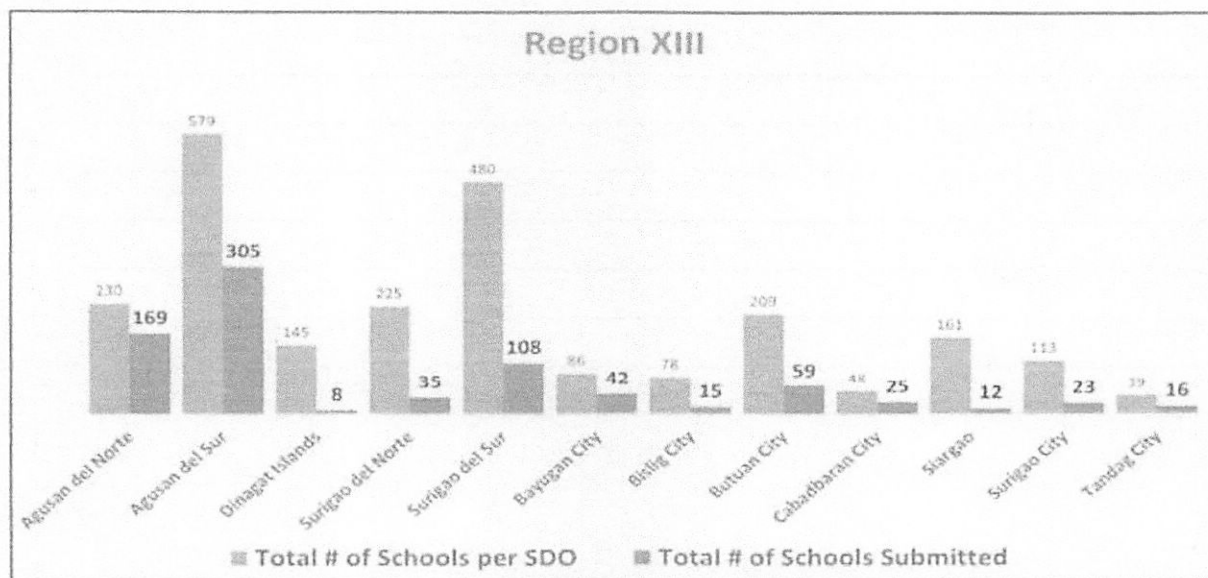
REGION XII – SOCCSKSARGEN

SDO	Total # of Schools per SDO	Total # of Schools Submitted	Percentage of School Submitted
North Cotabato	956	269	28%
Saranggani	349	220	63%
South Cotabato	475	311	65%
Sultan Kudarat	445	4	1%
Cotabato City	82	0	0%
General Santos City	168	55	33%
Kidapawan City	94	38	40%
Koronadal City	94	0	0%
Tacurong City	51	23	45%
TOTAL	2714	920	34%



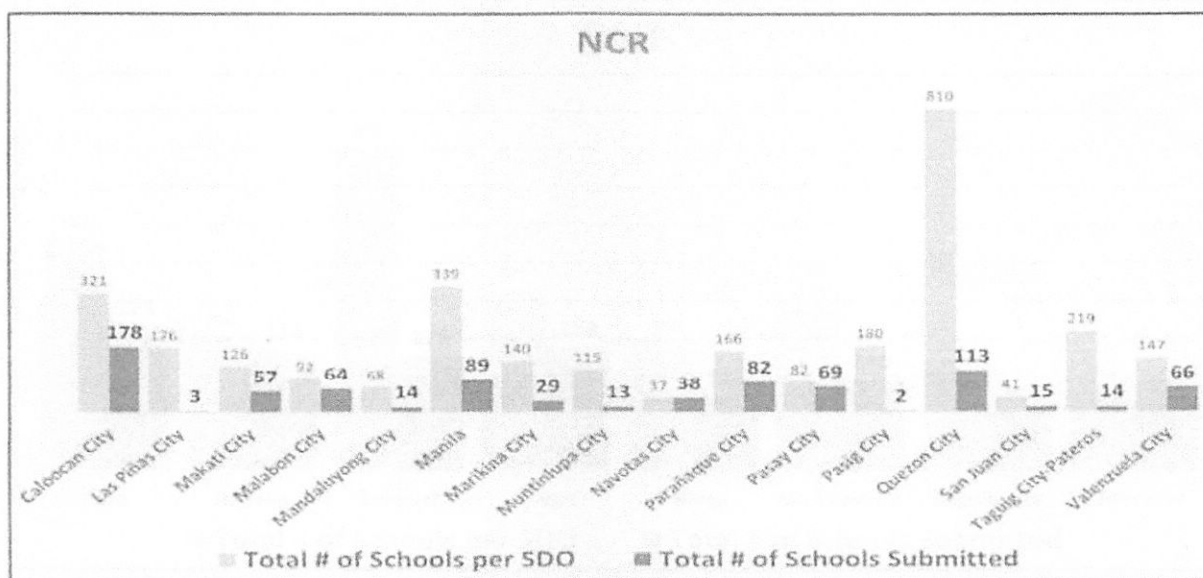
REGION XIII – CARAGA

SDO	Total # of Schools per SDO	Total # of Schools Submitted	Percentage of School Submitted
Agusan del Norte	230	169	73%
Agusan del Sur	579	305	53%
Dinagat Islands	145	8	6%
Surigao del Norte	225	35	16%
Surigao del Sur	480	108	23%
Bayugan City	86	42	49%
Bislig City	78	15	19%
Butuan City	209	59	28%
Cabadbaran City	48	25	52%
Siargao	161	12	7%
Surigao City	113	23	20%
Tandag City	39	16	41%
TOTAL	2393	817	34%



NATIONAL CAPITAL REGION (NCR)

SDO	Total # of Schools per SDO	Total # of Schools Submitted	Percentage of School Submitted
Caloocan City	321	178	55%
Las Piñas City	176	3	2%
Makati City	126	57	45%
Malabon City	92	64	70%
Mandaluyong City	68	14	21%
Manila	339	89	26%
Marikina City	140	29	21%
Muntinlupa City	115	13	11%
Navotas City	37	38	103%
Parañaque City	166	82	49%
Pasay City	82	69	84%
Pasig City	180	2	1%
Quezon City	810	113	14%
San Juan City	41	15	37%
Taguig City-Pateros	219	14	6%
Valenzuela City	147	66	45%
TOTAL	3059	846	28%



Bangsamoro Autonomous Region in Muslim Mindanao - BARMM

SDO	Total # of Schools per SDO	Total # of Schools Submitted	Percentage of School Submitted
Basilan	188	1	1%
Lanao del Sur I	455	2	0%
Lanao del Sur II	417	1	0%
Maguindanao I	374	3	1%
Maguindanao II	336	1	0%
Sulu	470	0	0%
Tawi-tawi	309	0	0%
Marawi City	104	0	0%
TOTAL	2653	8	0%

