



OUAD00-1121-00 36  
To authenticate this document,  
please scan the QR Code.



Republika ng Pilipinas

## Kagawaran ng Edukasyon

Tanggapan ng Pangalawang Kalihim

**OUA MEMO 00-1121-0036**

**MEMORANDUM**

03 November 2021

For: **Regional Directors and BARMM Education Minister  
All Regional PNPKI Focal Persons and Members  
All Others Concerned**

Subject: **PNPKI STATUS UPDATE AS OF 29 OCTOBER 2021**

The Office of the Undersecretary for Administration (OUA), through the Information and Communications Technology Service (ICTS), releases this update on the status of the Department of Education's (DepEd) applications for the Philippine National Public Key Infrastructure (PNPKI) Digital Certificates.

Based on the statistics available in the DepEd Learning Management System (DLMS) as of 29 October 2021, about 658,893 DepEd teachers and personnel have already submitted their applications. This represents 65% of DepEd personnel compared to the number of plantilla positions, 83% of this information (amounting to 543,608 personnel) having been validated by their Human Resources (HR) Units and can be transmitted to PNPKI Cluster Offices immediately.

1. The tables listed below show data as of 29 October 2021:
2. Total number of DepEd Field personnel that applied
3. Total number of DepEd Field personnel that applied via DLMS versus the total number of positions
4. Total number of DepEd Field personnel that applied which needs validation vs total number of positions
5. Total number of DepEd Field personnel that applied which are validated by HR Units vs total number of positions
6. All the School Division Offices ranked from highest to lowest number of submissions validated by HR Units.
7. Number of Central Office personnel by Bureau, Service or Office with submitted application via DLMS.

For information.

**ALAIN DEL B. PASCUA**  
Undersecretary



Scan this QR Code to view  
Videos and Magazines  
of Major Programs



### Office of the Undersecretary for Administration (OUA)

[Administrative Service (AS), Information and Communications Technology Service (ICTS), Disaster Risk Reduction and Management Service (DRRMS), Bureau of Learner Support Services (BLSS), Baguio Teachers Camp (BTC), Central Security & Safety Office (CSSO)]

Department of Education, Central Office, Meralco Avenue, Pasig City  
Rm 519, Mabini Bldg; Mobile: +639260320762; Tel: (+632) 86337203, (+632) 86376207  
Email: usec.admin@deped.gov.ph; Facebook/Twitter @depedtayo

I. Total number of DepEd Field personnel that applied, as of 29 October 2021.

Regions	Number of Positions	Submitted via DepEd Learning Management System	% of Submitted via DepEd Learning Management System	Needs Validation	% of Needs Validation	Validated by HR Units	% of Validated by HR Units
Region I	56,013	45,666	82%	12,170	27%	33,496	73%
Region II	39,996	29,128	73%	7,254	25%	21,874	75%
Region III	100,527	37,143	37%	15,445	42%	21,698	58%
CALABARZON	116,346	97,923	84%	11,280	12%	86,643	88%
MIMAROPA	38,823	17,266	44%	1,191	7%	16,075	93%
Region 5	76,214	58,964	77%	5,520	9%	53,444	91%
Region 6	84,252	47,379	56%	7,064	15%	40,315	85%
Region 7	80,851	72,042	89%	11,392	16%	60,650	84%
Region 8	61,336	41,942	68%	9,094	22%	32,848	78%
Region 9	43,874	31,013	71%	3,718	12%	27,295	88%
Region 10	50,252	26,596	53%	5,251	20%	21,345	80%
Region 11	50,366	37,358	74%	4,539	12%	32,819	88%
Region 12	44,786	21,674	48%	6,333	29%	15,341	71%
Caraga	35,183	25,577	73%	2,766	11%	22,811	89%
CAR	21,102	11,220	53%	2,324	21%	8,896	79%
NCR	85,575	45,112	53%	6,581	15%	38,531	85%
BARMM	22,194	12,890	58%	3,363	26%	9,527	74%
<b>Total</b>	<b>1,007,690</b>	<b>658,893</b>	<b>65%</b>	<b>115,285</b>	<b>17%</b>	<b>543,608</b>	<b>83%</b>



It was also observed that, as of October 29, 2021, the following Regions: **NCR**, **MIMAROPA**, and **Region XII** have not provided report regarding their submitted applications to DICT. Refer to **OUA Memo 00-0921-0303** titled *PNPKI Updates for central and field offices* as reference for the mandated request for regional focal to submit their status report.

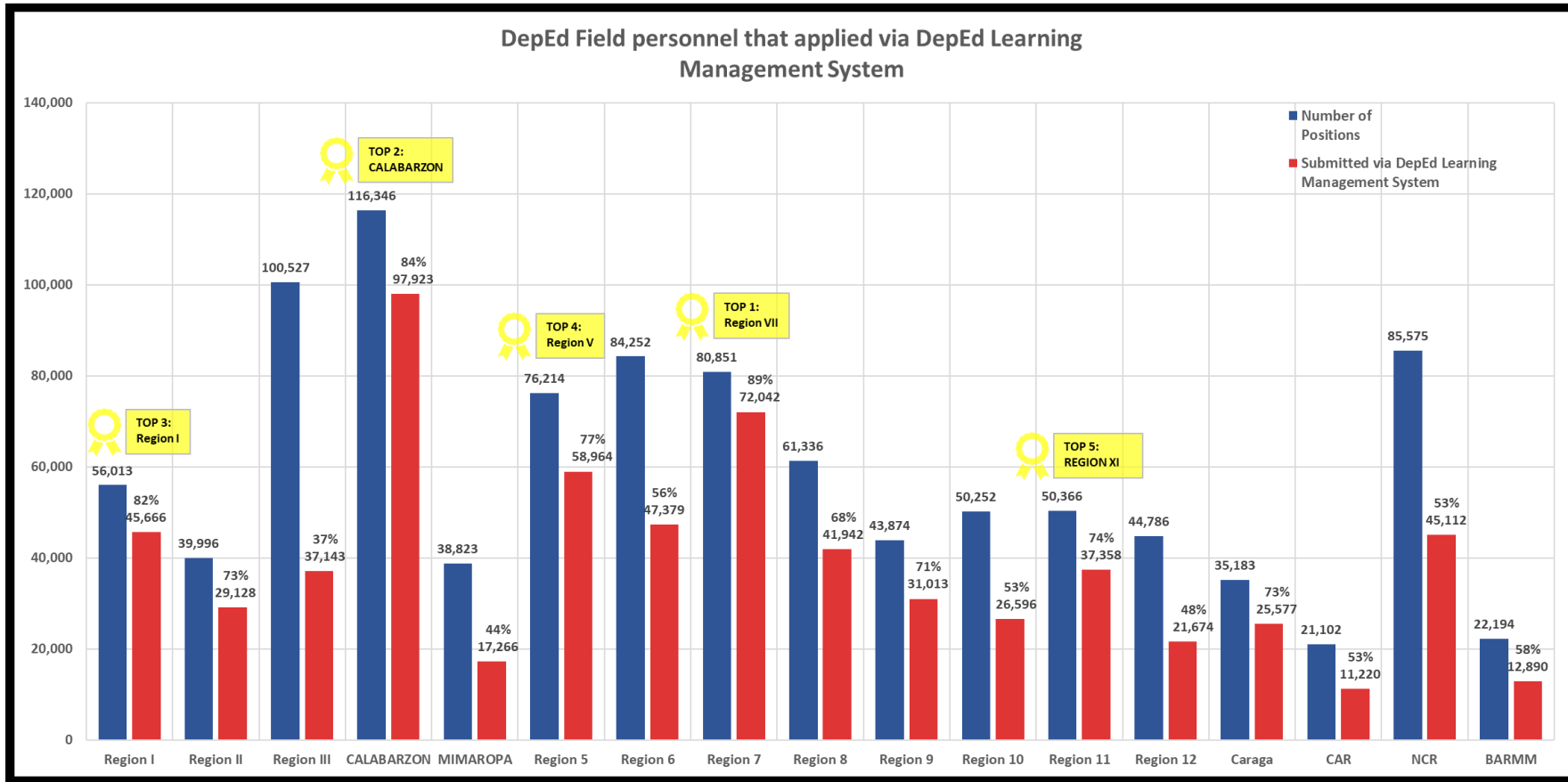
The DICT-PNPKI Secretariat reports a total of 114,356 of applications received/processed (as of 29 October 2021).

<b>PNPKI Cluster Offices</b>	<b>No. of Submitted Applications to DICT</b>	<b>No. of Applications Under Process by DICT</b>
Central Office	71	71
Region <b>NCR*</b>	122	122
Luzon Cluster 1 (Regions 1, 2 and CAR)	85,940	30,860
Luzon Cluster 2 (Region III and CALABARZON)	73,598	31,374
Luzon Cluster 3 ( <b>MIMAROPA*</b> and Region V)	94,367	117
Visayas Cluster 1 (Region VI)	40,070	33,299
Visayas Cluster 2 (Regions VII and VIII)	111,921	5,626
Mindanao Cluster 1 (Regions IX and BARMM)	33,312	1
Mindanao Cluster 2 (Regions X and XIII)	88,815	11,812
Mindanao Cluster 3 (Regions XI, <b>XII*</b> , Lanao del Sur and Maguindanao)	39,086	1,074
<b>Total</b>	<b>567,302</b>	<b>114,356</b>

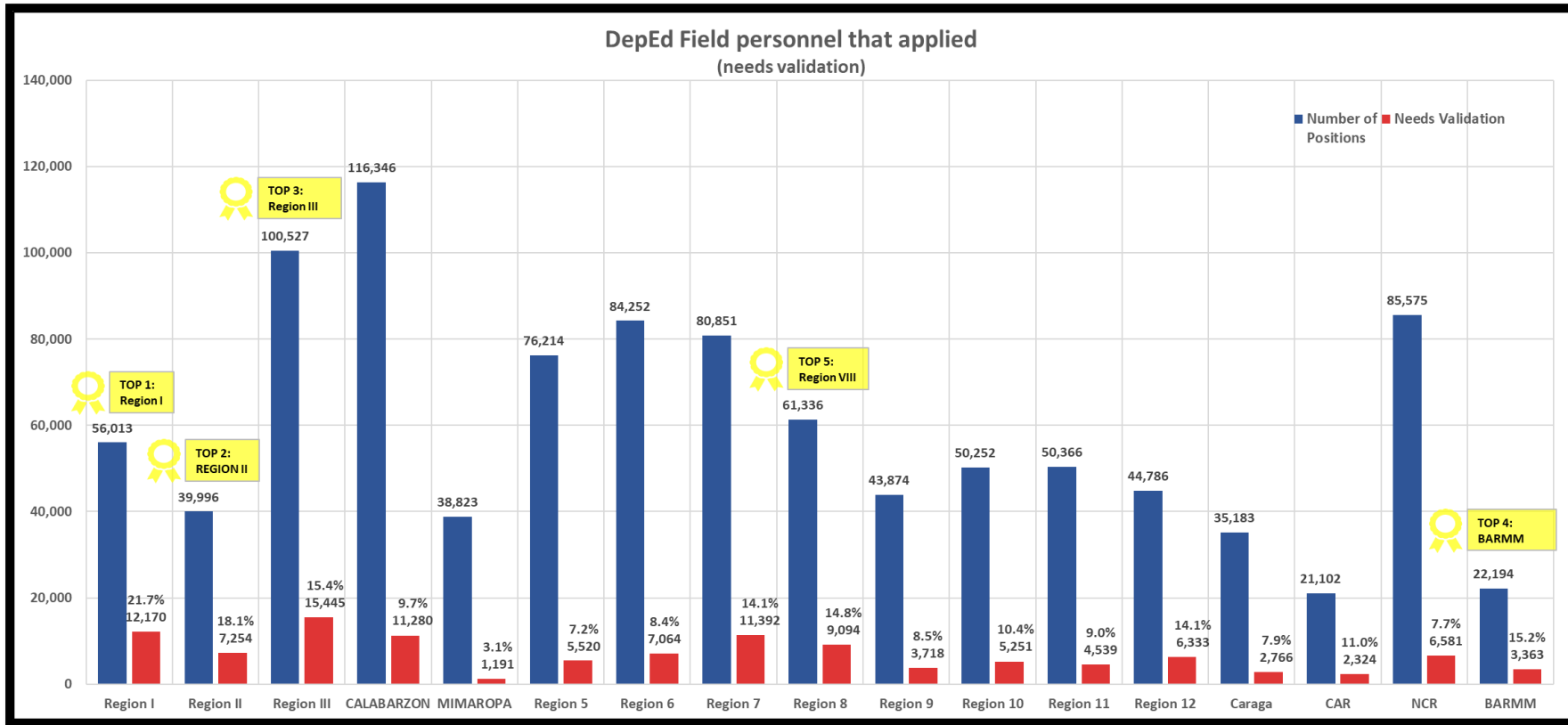
*\*No report submitted from the Regional PNPKI Team.*



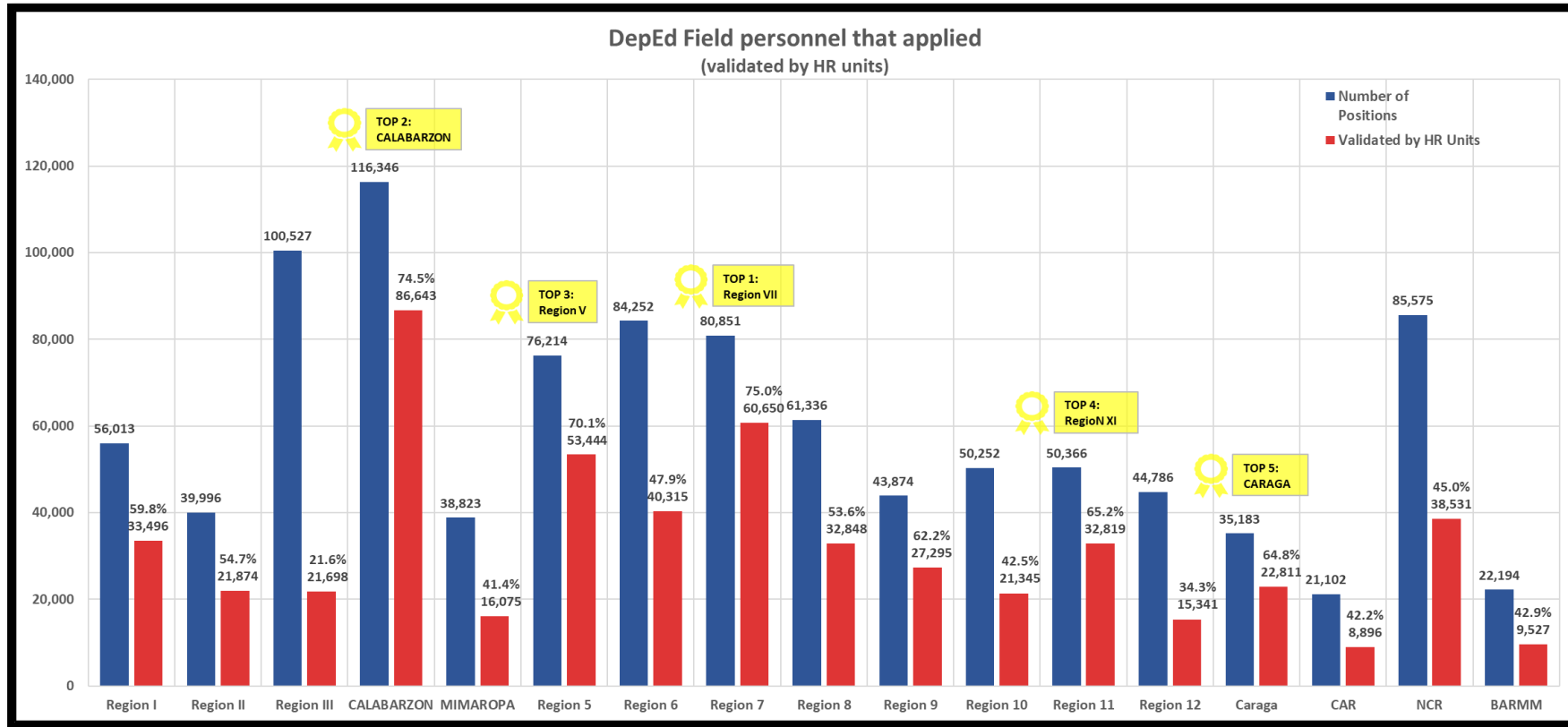
II. The table below shows the total number of DepEd Field personnel that applied via DepEd Learning Management System versus the total number of positions (As of 29 October 2021 2:00pm).



III. The table below shows the total number of DepEd Field personnel that applied which needs validation versus total number of positions (As of 29 October 2021 2:00pm).



IV. The table below shows the total number of DepEd Field personnel that applied which are validated by HR Units versus total number of positions (As of 29 October 2021 2:00pm).



- V. The table below shows all the School Division Offices ranked from highest to lowest number of submissions validated by HR Units.

1<sup>st</sup> – 25<sup>th</sup>

Region	Division	Positions	Validated by HR Units	% of Validated by HR Units	Rank
Region VII	Tanjay City	1,162	1,276	109.81%	1st
Region IV-A	Lipa City	2,764	2,956	106.95%	2nd
Region I	Vigan City	765	789	103.14%	3rd
Region IV-A	Tanauan City	1,649	1,675	101.58%	4th
Region I	San Fernando City	956	964	100.84%	5th
Region I	Ilocos Sur	6,160	6,210	100.81%	6th
Region IV-A	Calamba City	3,381	3,408	100.80%	7th
Region IV-A	Lucena City	2,012	2,016	100.20%	8th
Region I	Alaminos City	1,041	1,043	100.19%	9th
Region VII	Guihulngan City	1,366	1,366	100.00%	10th
Region I	Candon City	672	671	99.85%	11th
Region IV-A	Cabuyao City	1,920	1,904	99.17%	12th
Region VIII	Ormoc City	2,398	2,366	98.67%	13th
Region VII	Lapu-Lapu City	3,692	3,638	98.54%	14th
Region V	Iriga City	1,250	1,228	98.24%	15th
Region IV-A	Tayabas City	893	875	97.98%	16th
Region I	La Union	6,867	6,696	97.51%	17th
Region VII	Bogo City	826	797	96.49%	18th
Region III	Meycauayan City	1,257	1,207	96.02%	19th
Region VII	Bohol	15,165	14,521	95.75%	20th
CARAGA	Surigao Del Sur	6,330	6,058	95.70%	21st
Region II	City of Ilagan	1,743	1,666	95.58%	22nd
Region X	Ozamis City	1,565	1,491	95.27%	23rd
Region I	Laoag City	1,158	1,102	95.16%	24th
Region IV-A	Province of Rizal	15,571	14,731	94.61%	25th



VI. The table below shows another School Division Offices ranked from highest to lowest number from 94.01% to 88.09% of submissions validated by HR Units.

26<sup>th</sup> – 56<sup>th</sup>

Region	Division	Positions	Validated by HR Units	% of Validated by HR Units	Rank
Region VI	Aklan	6,506	6,116	94.01%	26th
Region VI	Kabankalan City	2,205	2,050	92.97%	27th
Region II	Santiago City	1,244	1,156	92.93%	28th
Region VII	Mandaue City	2,630	2,442	92.85%	29th
CARAGA	Bayugan City	1,433	1,328	92.67%	30th
Region IX	Pagadian City	2,061	1,906	92.48%	31st
Region IV-A	Laguna Province	10,947	10,110	92.35%	32nd
Region III	Cabanatuan City	2,196	2,027	92.30%	33rd
Region V	Catanduanes	4,402	4,062	92.28%	34th
Region IX	Isabela City	1,630	1,504	92.27%	35th
Region VII	Siquijor	1,240	1,144	92.26%	36th
Region I	Ilocos Norte	4,774	4,401	92.19%	37th
Region IV-A	Cavite Province	13,165	12,131	92.15%	38th
Region VIII	Leyte Province	17,864	16,440	92.03%	39th
Region II	Cagayan Province	12,177	11,172	91.75%	40th
Region III	Balanga City	1,013	929	91.71%	41st
Region VII	Bayawan City	1,875	1,714	91.41%	42nd
CARAGA	Dinagat Islands	1,803	1,647	91.35%	43rd
Region V	Albay	11,067	10,104	91.30%	44th
Region VII	Negros Oriental	9,321	8,492	91.11%	45th
CARAGA	Tandag City	740	672	90.81%	46th
Region I	Dagupan City	1,621	1,468	90.56%	47th
Region II	Tuguegaro City	1,495	1,352	90.43%	48th
Region V	Ligao City	1,563	1,413	90.40%	49th
Region VII	Danao City	1,715	1,544	90.03%	50th
Region IX	Zamboanga Del Sur	10,683	9,582	89.69%	51st
Region XI	Panabo City	1,877	1,676	89.29%	52nd
CARAGA	Butuan City	3,975	3,543	89.13%	53rd
Region VII	Cebu City	7,125	6,346	89.07%	54th
CARAGA	Agusan Del Norte	3,708	3,280	88.46%	55th
Region I	Pangasinan I	14,384	12,671	88.09%	56th





VII. The table below shows another School Division Offices ranked from highest to lowest number from 87.73% to 79.74% of submissions validated by HR Units.

57<sup>th</sup> – 84<sup>th</sup>

Region	Division	Positions	Validated by HR Units	% of Validated by HR Units	Rank
Region VI	Antique Province	7,377	6,472	87.73%	57th
Region V	Legazpi City	1,992	1,747	87.70%	58th
Region IV-A	Batangas	16,223	14,225	87.68%	59th
Region VII	Talisay City	1,982	1,734	87.49%	60th
Region VII	Bais City	1,113	971	87.24%	61st
Region I	Urdaneta City	1,583	1,381	87.24%	62nd
MIMAROPA	Oriental Mindoro	8,436	7,357	87.21%	63rd
Region XI	Mati City	1,956	1,702	87.01%	64th
Region X	Misamis Occidental	3,956	3,415	86.32%	65th
Region VII	Cebu Province	24,689	21,160	85.71%	66th
Region IV-A	Cavite City	1,033	880	85.19%	67th
Region VII	Naga City	1,250	1,062	84.96%	68th
Region V	Masbate	11,871	10,026	84.46%	69th
Region XI	Davao De Oro	8,219	6,941	84.45%	70th
Region IV-A	Antipolo City	5,946	5,000	84.09%	71st
Region VIII	Tacloban City	2,514	2,098	83.45%	72nd
Region X	Lanao Del Norte	6,027	5,025	83.37%	73rd
Region VIII	Samar	8,304	6,897	83.06%	74th
Region XI	Tagum City	2,421	2,007	82.90%	75th
Region V	Masbate City	1,374	1,125	81.88%	76th
Region IV-A	Quezon Province	19,022	15,500	81.48%	77th
NCR	Pasay City	2,737	2,230	81.48%	78th
Region X	Iligan City	3,579	2,903	81.11%	79th
Region V	Camarines Norte	6,962	5,621	80.74%	80th
Region IV-A	San Pablo City	2,335	1,881	80.56%	81st
Region II	Quirino Province	2,604	2,091	80.30%	82nd
Region XI	Digos City	1,695	1,359	80.18%	83rd
Region V	Camarines Sur	20,750	16,546	79.74%	84th



VIII. The table below shows another School Division Offices ranked from highest to lowest number from 79.54% to 68.03% of submissions validated by HR Units.

85<sup>th</sup> – 112<sup>th</sup>

Region	Division	Positions	Validated by HR Units	% of Validated by HR Units	Rank
Region X	Gingoog City	1,735	1,380	79.54%	85th
CARAGA	Bislig City	1,221	966	79.12%	86th
CAR	Abra	3,136	2,472	78.83%	87th
Region VII	Toledo City	2,122	1,672	78.79%	88th
CAR	Benguet Province	4,655	3,663	78.69%	89th
Region III	Angeles City	3,363	2,616	77.79%	90th
Region IX	Zamboanga City	8,366	6,505	77.76%	91st
Region VIII	Maasin City	1,052	813	77.28%	92nd
Region VIII	Eastern Samar	6,134	4,707	76.74%	93rd
NCR	Paranaque City	3,860	2,936	76.06%	94th
Region XII	Kidapawan City	1,740	1,316	75.63%	95th
Region XI	Davao Occidental	3,663	2,753	75.16%	96th
Region III	Bulacan	17,981	13,438	74.73%	97th
Region VI	Iloilo City	3,304	2,448	74.09%	98th
NCR	Taguig City and Pateros	5,489	4,035	73.51%	99th
Region XII	Cotabato Province	12,557	9,225	73.46%	100th
CARAGA	Cabadbaran City	794	583	73.43%	101st
Region XI	Islang Garden City of Samal(IGACOS)	1,301	948	72.87%	102nd
Region XI	Davao Del Sur	5,114	3,644	71.26%	103rd
Region III	San Fernando City	2,585	1,832	70.87%	104th
Region V	Tabaco City	1,848	1,307	70.73%	105th
Region VII	Dumaguete City	1,049	737	70.26%	106th
Region XI	Davao City	13,584	9,542	70.24%	107th
NCR	San Juan City	579	406	70.12%	108th
Region VI	Passi City	1,035	720	69.57%	109th
Region V	Sorsogon City	2,102	1,431	68.08%	110th
Region VI	Roxas City	1,474	1,003	68.05%	111th
Region II	Isabela Province	13,270	9,027	68.03%	112th



IX. The table below shows another School Division Offices ranked from highest to lowest number from 67.49% down to 55.70% of submissions validated by HR Units.

113<sup>th</sup> – 141<sup>st</sup>

Region	Division	Positions	Validated by HR Units	% of Validated by HR Units	Rank
Region IV-A	Dasmaringas City	4,509	3,043	67.49%	113th
Region XII	Sultan Kudarat	7,094	4,724	66.59%	114th
NCR	Malabon City	2,912	1,936	66.48%	115th
NCR	Muntinlupa City	2,968	1,959	66.00%	116th
Region IV-A	Bacoor City	2,821	1,846	65.44%	117th
Region XI	Davao Del Norte	5,138	3,353	65.26%	118th
Region VI	Capiz	7,718	5,024	65.09%	119th
MIMAROPA	Puerto Princesa City	2,830	1,806	63.82%	120th
NCR	Caloocan City	10,057	6,368	63.32%	121st
CAR	Mt. Province	2,771	1,745	62.97%	122nd
Region IV-A	Imus City	2,549	1,594	62.53%	123rd
Region XI	Davao Oriental	5,277	3,298	62.50%	124th
Region X	El Salvador City	531	331	62.34%	125th
Region X	Tangub City	955	581	60.84%	126th
Region I	San Carlos City	2,162	1,307	60.45%	127th
Region IX	Zamboanga Sibugay	7,739	4,656	60.16%	128th
Region V	Naga City	2,074	1,237	59.64%	129th
NCR	Pasig City	5,257	3,093	58.84%	130th
Region I	Pangasinan li	11,695	6,855	58.61%	131st
Region XII	Tacurong City	995	583	58.59%	132nd
Region VII	Tagbilaran City	1,011	581	57.47%	133rd
Region VII	Carcar City	1,376	784	56.98%	134th
NCR	Valenzuela City	4,910	2,795	56.92%	135th
Region VI	Escalante City	1,100	624	56.73%	136th
NCR	Navotas City	1,915	1,085	56.66%	137th
Region III	Aurora	2,861	1,618	56.55%	138th
Region VIII	Southern Leyte	4,475	2,526	56.45%	139th
CARAGA	Siargao Islands	1,906	1,067	55.98%	140th
CARAGA	Surigao Del Norte	3,318	1,848	55.70%	141st



- X. The table below shows another School Division Offices ranked from highest to lowest number from 55.46% down to 36.11% of submissions validated by HR Units.

142<sup>nd</sup> – 169<sup>th</sup>

Region	Division	Positions	Validated by HR Units	% of Validated by HR Units	Rank
Region IV-A	General Trias City	2,135	1,184	55.46%	142nd
Region III	San Jose Del Monte City	4,342	2,399	55.25%	143rd
Region IV-A	Batangas City	2,759	1,520	55.09%	144th
Region IX	Zamboanga Del Norte	10,653	5,763	54.10%	145th
CARAGA	Surigao City	1,620	876	54.07%	146th
Region VIII	Calbayog City	2,559	1,355	52.95%	147th
Region III	Bataan	6,205	3,274	52.76%	148th
NCR	Quezon City	17,150	8,887	51.82%	149th
Region VIII	Baybay City	1,403	724	51.60%	150th
Region XII	Sarangani Province	6,877	3,427	49.83%	151st
Region VI	Iloilo Province	21,889	10,883	49.72%	152nd
CAR	Kalinga Province	1,786	876	49.05%	153rd
Region VI	Guimaras	2,085	1,021	48.97%	154th
Region VI	Silay City	1,334	611	45.80%	155th
Region III	Malolos City	1,967	899	45.70%	156th
Region IX	Dipolog City	1,539	702	45.61%	157th
Region VI	Negros Occidental	13,697	6,083	44.41%	158th
MIMAROPA	Palawan	12,057	5,249	43.53%	159th
CARAGA	Agusan Del Sur	8,207	3,528	42.99%	160th
Region X	Misamis Oriental	8,454	3,584	42.39%	161st
Region X	Bukidnon	11,413	4,808	42.13%	162nd
NCR	Marikina City	3,229	1,352	41.87%	163rd
NCR	Mandaluyong City	2,471	1,012	40.96%	164th
Region II	Cauyan City	1,453	554	38.13%	165th
NCR	Makati City	3,527	1,337	37.91%	166th
Region VI	Bago City	1,771	661	37.32%	167th
CAR	Apayao	1,858	679	36.54%	168th
Region II	Nueva Vizcaya	5,245	1,894	36.11%	169th



**XI.** The table below shows another School Division Offices ranked from highest to lowest number from 34.86% down to 22.71% of submissions validated by HR Units.

**170<sup>th</sup> – 197<sup>th</sup>**

Region	Division	Positions	Validated by HR Units	% of Validated by HR Units	Rank
Region IV-A	Binan City	2,381	830	34.86%	170th
Region VI	La Carlota City	940	327	34.79%	171st
Region III	Tarlac Province	2,618	906	34.61%	172nd
Region V	Sorsogon Province	8,813	3,022	34.29%	173rd
Region VIII	Borongan City	1,019	349	34.25%	174th
Region VIII	Biliran Province	2,626	892	33.97%	175th
Region X	Valencia City	1,982	665	33.55%	176th
Region VI	Bacolod City	4,265	1,395	32.71%	177th
NCR	Las Pinas City	4,081	1,333	32.66%	178th
CAR	Baguio City	2,578	835	32.39%	179th
CAR	Tabuk City	1,514	482	31.84%	180th
Region X	Camiguin	1,283	405	31.57%	181st
Region VI	Himamaylan City	1,273	396	31.11%	182nd
Region II	Batanes	625	194	31.04%	183rd
Region IX	Dapitan City	1,077	333	30.92%	184th
Region VI	Sipalay City	1,085	335	30.88%	185th
NCR	City of Manila	14,270	4,348	30.47%	186th
Region X	Cagayan De Oro City	5,349	1,421	26.57%	187th
Region VIII	Northern Samar	9,440	2,436	25.81%	188th
Region X	Oroquieta City	1,053	265	25.17%	189th
Region IV-A	Sta Rosa City	2,209	547	24.76%	190th
Region VI	Sagay City	1,786	437	24.47%	191st
Region VI	Cadiz City	1,801	439	24.38%	192nd
MIMAROPA	Romblon	4,430	1,056	23.84%	193rd
Region VIII	Catbalogan City	1,415	337	23.82%	194th
Region XII	Koronadal City	1,773	417	23.52%	195th
Region III	Tarlac City	10,691	2,513	23.51%	196th
Region VI	San Carlos City	1,466	333	22.71%	197th



XII. The table below shows School Division Offices with and without the percentage validated by HR Units.

198<sup>th</sup> – 221<sup>st</sup>

Region	Division	Positions	Validated by HR Units	% of Validated by HR Units	Rank
MIMAROPA	Calapan City	1,524	333	21.85%	198th
MIMAROPA	Occidental Mindoro	6,222	1,309	21.04%	199th
Region XII	General Santos City	5,533	1,061	19.18%	200th
CAR	Ifugao	2,691	389	14.46%	201st
Region X	Malaybalay City	2,234	322	14.41%	202nd
Region III	Pampanga	14,483	1,914	13.22%	203rd
Region I	Batac City	538	71	13.20%	204th
Region III	Gapan City	1,281	146	11.40%	205th
Region XII	South Cotabato	8,094	921	11.38%	206th
Region III	Olongapo City	2,151	144	6.69%	207th
Region III	Nueva Ecija	14,720	974	6.62%	208th
Region III	Zambales	6,353	305	4.80%	209th
MIMAROPA	Marinduque Province	3,209	70	2.18%	210th
BARMM	Maguindanao 2	-	2,431	0.00%	211th
BARMM	Maguindanao 1	-	2,101	0.00%	212th
BARMM	Lanao Del Sur	-	1,887	0.00%	213th
BARMM	Basilan Division	-	1,502	0.00%	214th
BARMM	Cotabato City	-	1,376	0.00%	215th
BARMM	Tawi - Tawi	-	1,032	0.00%	216th
BARMM	Lanao Del Sur2	-	915	0.00%	217th
BARMM	Marawi City	-	765	0.00%	218th
BARMM	Lamitan City	-	583	0.00%	219th
BARMM	Sulu	-	296	0.00%	220th
Region III	Mabalacat City	2,049	-	0.00%	221st
Region III	Science City of Munoz	960	-	0.00%	221st
Region III	San Jose City	1,298	-	0.00%	221st
BARMM	SGA	-	-	0.00%	221st



XIII. The table below shows the breakdown per bureau of DepEd Central Offices of their submission via Learning Management System. There was a total of 697 submissions as of October 29, 2021.

BUREAU	NUMBER OF SUBMITTED VIA LMS	NO. OF PERSONNELS
AS	65	527
BCD	0	71
BEA	14	42
BHROD	18	95
BLD	43	99
BLR	65	93
BLSS	42	73
DRRMS	29	36
EPS	9	27
FS	123	144
IAS	16	17
ICO	0	9
ICTS	38	92
LCC	4	11
LS	21	43
NEAP	30	67
OSEC	55	339
PAS	23	71
PMS	37	48
PROCMS	28	70
PS	35	66
TECS	2	7
TOTAL	697	2047

