




Republic of the Philippines  
Department of Education  
**Region IV-A CALABARZON**  
Gate 2 Karangalan Village, Cainta, Rizal



## MEMORANDUM

**TO :** SCHOOLS DIVISION SUPERINTENDENTS

**FROM :** DIOSDADO M. SAN ANTONIO  
Director IV

**SUBJECT :** *Corrigendum to Regional Memo No. 04, s. 2015 re: Regional Capacity Building of Teachers For the Abot-Alam Program-Paragraph No. 5*

**Date :** March 4, 2015

In view of the Regional Memorandum No. 04, s. 2015 entitled "*Regional Capacity Building of Teachers for the Abot- Alam Program*", a registration fee of **Five Thousand Pesos (P5,000.00)** shall be charged to each participant to cover the three-day expenses for food, board and lodging and training materials.

Further, Education Program Supervisors in -charge of Alternative Learning System (ALS) will stay in the training venue for three (3) days to develop a comprehensive database of Out of School Youth (OSYs) in their respective divisions.



2014 BREAKDOWN OF FUNDS FOR THE ABOT-ALAM PROGRAM  
(Data as of September 2014)


Region	Divisions	Learner Data		Teacher Data			Advocacy & Social Mobilization		Deployment of Teachers (Provision of Teaching Aid & Transportation Allowances/Contracting of Literacy Volunteers or LV)			Capacity Building Activities			Monitoring & Evaluation		TOTAL		
		Target No. of Learners per Region (per DO 17 s. 2014)	No. of OSY-turned ALS Learners	Total No. of Teachers Needed (@ 75 Learners each)	No. of Excess Teachers Assigned to ALS	No. of Teachers Needed for Hiring/ Contracting	RO (@ P1 per Learner)	DO (@ P4 per Learner)	No. of Months to be Deployed	Excess Teachers		Contracting of LVs (P7,500/LV/ mo.)	Excess Teachers Assigned to ALS (@ 2,500 per Teacher x 3 days)	Existing Teachers (@ 2,500 per teacher x 1 day)		RO (@ P100 per Teacher/CLC)		DO (@ P400 per Teacher/CLC)	
										Teaching Aid (@ P500/ teacher/mo.)	Transpo. (@P2,000/ teacher/mo.)			No. of Teachers	Amount				
RO						31,487.00									41,400.00		72,887		
IV-A	1	Antipolo City	2,625	162	2			648.00	3	-	-	45,000.00	15,000.00	6	7	32,500.00	800.00	93,948	
	2	Bacoor City	825	1,645	21			6,580.00	3	-	-	472,500.00	157,500.00	2	2	10,000.00	8,400.00	654,980	
	3	Batangas	13,875	10,809	144			43,236.00	3	-	-	3,240,000.00	1,080,000.00	31	36	167,500.00	57,600.00	4,588,336	
	4	Batangas City	2,625	1,125	15			4,500.00	3	-	-	337,500.00	112,500.00	6	7	32,500.00	6,000.00	493,000	
	5	Calamba City	1,125	866	11	4		3,464.00	3	6,000.00	24,000.00	157,500.00	82,500.00	3	2	12,500.00	4,400.00	290,364	
	6	Cavite	8,625	5,902	78			23,608.00	3	-	-	1,755,000.00	585,000.00	25	23	120,000.00	31,200.00	2,514,808	
	7	Cavite City	1,125	675	9	9		2,700.00		-	-	-	67,500.00	4	3	17,500.00	3,600.00	91,300	
	8	Dasmannas City	1,875	1,425	19	18		5,700.00	4	36,000.00	144,000.00	30,000.00	142,500.00	5	5	25,000.00	7,600.00	390,800	
	9	Imus City	825	1,336	17			5,344.00	3	-	-	382,500.00	127,500.00	-	3	7,500.00	6,800.00	529,644	
	10	Laguna	8,625	-	0			-		-	-	-	-	23	22	112,500.00	-	112,500	
	11	Lipa City	1,500	1,429	19			5,716.00	3	-	-	427,500.00	142,500.00	5	4	22,500.00	7,600.00	605,816	
	12	Lucena City	1,500	1,027	13			4,108.00	3	-	-	292,500.00	97,500.00	5	4	22,500.00	5,200.00	421,808	
	13	Quezon	16,125	2,561	34	8		10,244.00	4	16,000.00	64,000.00	780,000.00	255,000.00	36	44	200,000.00	13,600.00	1,336,844	
	14	Rizal	7,125	1,150	15			4,600.00	3	-	-	337,500.00	112,500.00	18	19	92,500.00	6,000.00	553,100	
	15	San Pablo City	2,625	-	0			-		-	-	-	-	6	7	32,500.00	-	32,500	
	16	Sta. Rosa City	1,125	660	8	4		2,640.00	3	6,000.00	24,000.00	90,000.00	60,000.00	1	3	10,000.00	3,200.00	195,840	
	17	Tanauan City	1,500	76	1			304.00	3	-	-	22,500.00	7,500.00	5	4	22,500.00	400.00	53,204	
	18	Tayabas City	825	639	8			2,556.00	3	-	-	180,000.00	60,000.00	-	2	5,000.00	3,200.00	250,756	
Sub-total		74,475	31,487	414	43	371	31,487.00	125,948.00		64,000.00	256,000.00	8,550,000.00	3,105,000.00	181	197	945,000.00	41,400.00	165,600.00	13,284,435


Totals


Regional Office Funds	72,887.00
Schools Division Office Funds	13,211,548.00

GRAND TOTAL

13,284,435.00

Prepared by:   
EMMA D. GREGORIO  
OIC Chief  
BALS Literacy Division

Noted by:   
EDEL B. CARAG  
Officer-in-Charge  
Office of the Director IV, BALS

Approved by:   
MARIO A. DERIQUITO  
Undersecretary  
Partnerships & External Linkages